

**This document is a copy of an official work that is published by the Government of Canada. This reproduction has not been produced in affiliation with, or with the endorsement of the Government of Canada.**

Canadian Data Report of  
Fisheries and Aquatic Sciences 1125

2003

*CCGS W.E. RICKER* GULF OF ALASKA SALMON SURVEY,  
JUNE 27 TO JULY 6, 2000

by

D. W. Welch, J. F. T. Morris, M. E. Thiess, M. Trudel, and D. J. Anderson

Fisheries and Oceans Canada  
Science Branch, Pacific Region  
Pacific Biological Station  
Nanaimo, BC V9T 6N7

©Her Majesty the Queen in Right of Canada, 2003  
Cat. No. Fs 97-13/1125E ISSN 0706-6465

Correct citation for this publication:

Welch, D. W., J. F. T. Morris, M. E. Thiess, M. Trudel, and D. J. Anderson. 2003. CCGS *W.E. Ricker* Gulf of Alaska salmon survey, June 27 to July 6, 2000. Can. Data Rep. Fish. Aquat. Sci. 1125: 110 p.

**LIST OF TABLES**

Table 1. Tow positions and catch summaries of Pacific salmon for the CCGS W.E. RICKER survey to the Gulf of Alaska, 27/06/2000 - 06/07/2000.....	9
Table 2. Biological data collected for each salmon caught on the CCGS W.E. RICKER survey to the Gulf of Alaska, 27/06/2000 - 06/07/2000.....	11
Table 3. Physical oceanographic data collected on the CCGS W.E. RICKER survey to the Gulf of Alaska, 27/06/2000 - 06/07/2000. ....	85
Table 4. Zooplankton data from bongo tows collected on the CCGS W.E. RICKER survey to the Gulf of Alaska, 27/06/2000 - 06/07/2000.....	88
Table 5. Coded Wire Tag (CWT) data collected on the CCGS W.E. RICKER survey to the Gulf of Alaska, 27/06/2000 - 06/07/2000. ....	89

## LIST OF FIGURES

Figure 1.	Fishing stations on the CCGS W.E. Ricker survey to the Gulf of Alaska from June 27 to July 6, 2000. ....	91
Figure 2.	Oceanographic stations on the CCGS W.E. Ricker survey to the Gulf of Alaska from June 27 to July 6, 2000. ....	92
Figure 3.	Plankton stations on the CCGS W.E. Ricker survey to the Gulf of Alaska from June 27 to July 6, 2000. ....	93
Figure 4.	Distribution of juvenile (age 0.0+) pink salmon catches. Symbol size (●) is proportional to catch per unit effort; zero catches are shown by a (+). ....	94
Figure 5.	Distribution of adult (0.1+) pink salmon catches. Symbol size (●) is proportional to catch per unit effort; zero catches are shown by a (+). ....	95
Figure 6.	Distribution of juvenile (age 0.0+) chum salmon catches. Symbol size (●) is proportional to catch per unit effort; zero catches are shown by a (+). ....	96
Figure 7.	Distribution of adult chum salmon catches. Symbol size (●) is proportional to catch per unit effort; zero catches are shown by a (+). ....	97
Figure 8.	Distribution of juvenile (age X.0+) sockeye salmon catches. Symbol size (●) is proportional to catch per unit effort; zero catches are shown by a (+). ....	98
Figure 9.	Distribution of adult sockeye salmon catches. Symbol size (●) is proportional to catch per unit effort; zero catches are shown by a (+). ....	99
Figure 10.	Distribution of juvenile (age X.0+) coho salmon catches. Symbol size (●) is proportional to catch per unit effort; zero catches are shown by a (+). ....	100
Figure 11.	Distribution of adult (age X.1+) coho salmon catches. Symbol size (●) is proportional to catch per unit effort; zero catches are shown by a (+). ....	101
Figure 12.	Distribution of catches of chinook salmon from all size classes. Symbol size (●) is proportional to catch per unit effort; zero catches are shown by a (+). ....	102

Figure 13.	Distribution of catches of chinook salmon less than 100mm. Symbol size (●) is proportional to catch per unit effort; zero catches are shown by a (+). .....	103
Figure 14.	Distribution of catches of chinook salmon from 100 to 199mm. Symbol size (●) is proportional to catch per unit effort; zero catches are shown by a (+). .....	104
Figure 15.	Distribution of catches of chinook salmon from 200 to 299mm. Symbol size (●) is proportional to catch per unit effort; zero catches are shown by a (+). .....	105
Figure 16.	Distribution of catches of chinook salmon from 300 to 349mm. Symbol size (●) is proportional to catch per unit effort; zero catches are shown by a (+). .....	106
Figure 17.	Distribution of catches of chinook salmon from 350 to 399mm. Symbol size (●) is proportional to catch per unit effort; zero catches are shown by a (+). .....	107
Figure 18.	Distribution of catches of chinook salmon from 400 to 499mm. Symbol size (●) is proportional to catch per unit effort; zero catches are shown by a (+). .....	108
Figure 19.	Distribution of catches of chinook salmon greater than or equal to 500mm. Symbol size (●) is proportional to catch per unit effort; zero catches are shown by a (+). .....	109
Figure 20.	Size distribution (fork length; mm) of Pacific salmon caught on the CCGS W.E. Ricker survey to the Gulf of Alaska from June 27 to July 6, 2000. ....	110

## ABSTRACT

Welch, D. W., J. F. T. Morris, M. E. Thiess, M. Trudel, and D. J. Anderson. 2003. CCGS *W.E. Ricker* Gulf of Alaska salmon survey, June 27 to July 6, 2000. Can. Data Rep. Fish. Aquat. Sci. 1125: p. 110.

The Highseas Salmon program of Fisheries and Oceans Canada conducted a survey of Pacific salmon in the Gulf of Alaska during June 27 to July 6, 2000. The objectives of the surveys were to (1) evaluate the distribution and ecology of juvenile Pacific salmon (*Oncorhynchus spp*) during their first year in the ocean, (2) describe the ambient oceanographic conditions, and (3) quantify the biomass of zooplankton, an important prey for Pacific salmon at sea. Oceanographic, fish and zooplankton sampling was conducted at stations spanning the area from Cape Alava at the northern tip of the Olympia Peninsula in Washington State (49°N) to Forrester Island off Southeast Alaska (55°N).

A total of 2887 Pacific salmon were caught on the survey. Of these, 2425 were juvenile pink (*O. gorbuscha*), chum (*O. keta*), coho salmon (*O. kisutch*), and sockeye (*O. nerka*) salmon in their first summer in the ocean and 94 were chinook salmon (*O. tshawytscha*) under 350mm in fork length.

Juvenile pink, chum, sockeye, coho, and chinook under 350mm in fork length were caught on the continental shelf within the 1000 m isobath along the entire coastal length of the survey from Washington State to Southeast Alaska.

Juvenile pink, chum, and sockeye were significantly larger in size in the northern regions that included Dixon Entrance and Southeast Alaska, than in the southern regions that included the west coast of Vancouver Island and Queen Charlotte Sound. Juvenile coho were not significantly different in size between the north and south. Juvenile chinook in their first summer at sea, that averaged 200 mm fork length, were caught primarily off the west coast of Vancouver Island.

## RESUME

Welch, D. W., J. F. T. Morris, M. E. Thiess, M. Trudel, and D. J. Anderson. 2003. CCGS *W.E. Ricker* Gulf of Alaska salmon survey, June 27 to July 6, 2000. Can. Data Rep. Fish. Aquat. Sci. 1125: 110 p.

Le programme canadien des Saumons en Haute Mer de Pêches de Océans Canada a réalisé une étude sur les saumons du Pacifique dans le Golfe de l'Alaska du 27 juin au 6 juillet 2000. Les objectifs de cette étude étaient de (1) évaluer la distribution et l'écologie des saumons du Pacifique (*Oncorhynchus* spp.) juvéniles durant leur première année en mer, (2) décrire les conditions océanographiques ambiantes, et (3) quantifier la biomasse de zooplancton, une proie importante des saumons du Pacifique dans l'océan. Nous avons mesuré les conditions océanographiques et échantillonné le zooplancton et les poissons à des stations situées entre Cap Alava dans le nord de la péninsule d'Olympe, état du Washington (49°N), et l'île de Forrester dans Sud-Est de l'Alaska (55°N).

Un total de 2887 saumons du Pacifique ont été capturés durant cette étude. De ces poissons, 2425 étaient des saumons juvéniles roses (*O. gotbuscha*), kétas (*O. keta*), cohos (*O. kisutch*), et rouges (*O. nerka*) durant leur première année en mer et 94 saumons quinnats (*O. tshawytscha*) ayant une longueur à la fourche inférieure à 350 mm.

Les saumons juvéniles roses, kétas, rouges, et cohos, et les saumons quinnats de moins de 350 mm ont été capturés sur le plateau continental en deçà de l'isobathe de 1000 m sur tout le territoire couvert entre l'état du Washington et le Sud-Est de l'Alaska.

Les saumons juvéniles roses, kétas et rouges avaient une taille significativement plus grande dans les régions nordiques qui incluent le Détroit de Dixon et le Sud-Est de l'Alaska, que ceux capturés dans les régions plus au sud qui incluent la côte ouest de l'île de Vancouver et le Détroit de la Reine Charlotte. La taille des saumons cohos juvéniles n'était pas significativement différente entre les régions du nord et du sud. Les saumons quinnats juvéniles avaient une longueur à la fourche moyenne de 200 mm durant leur première année en mer et ont été principalement capturés sur la côte ouest de l'île de Vancouver.



## INTRODUCTION

The Highseas Program of Fisheries and Oceans Canada has conducted Pacific salmon surveys in the Gulf of Alaska since 1995. The main objectives of these surveys were to collect information on (1) the distribution and ecology of Pacific salmon (*Oncorhynchus spp*) during their ocean phase, (2) the ambient oceanographic conditions, and (3) the distribution and biomass of zooplankton.

This report documents the data collected for the survey completed during June 27 to July 6, 2000. The survey design comprised fish, oceanographic and zooplankton sampling along transects spanning the area from the west coast of Vancouver Island to Southeast Alaska.

## MATERIALS AND METHODS

### General Survey Information

Figures 1, 2 and 3 show the fishing, oceanographic and zooplankton stations, respectively, completed by the *CCGS W.E. Ricker* during the June 27 - July 6, 2000 survey. A total of 43 fishing stations, 11 oceanographic stations and 43 zooplankton stations were completed from June 27 to July 6, 2000. A description of the stations and transects completed during the survey is included below:

- 1) a cross-shelf transect off Cape Alava, Washington State, with 8 stations;
- 2) a cross-shelf transect on Swiftsure Bank off southern Vancouver Island with 9 stations;
- 3) a cross-shelf transect off Estevan Point, Vancouver Island with 5 stations;
- 4) a cross-shelf transect starting from the Sea Otter island group in Queen Charlotte Sound and running through Triangle Island at the northern tip of Vancouver Island, with 8 stations;
- 5) an along-shelf transect off Southeast Alaska, with 4 stations;
- 6) a cross-shelf transect near Forrester Island Southeast Alaska, with 4 stations;
- 7) two stations in McIntyre Bay within Dixon Entrance, British Columbia;

### Fishing Gear and Fishing Operations

The survey was conducted on the *C.C.G.S. W.E. Ricker*, a stern trawler 58 m in length, powered by a 2,500 H.P. model AH 40 Akasaka diesel engine.

The *W.E. Ricker* towed a mid-water trawl, originally manufactured by Cantrawl Nets Ltd., Richmond, BC, and later modified to a model 240 trawl by the fishing crew. The trawl has a heavy-duty front end of hexagonal web made from 3/8 in. (9.5 mm) and 5/16 in. (7.9 mm) Tenex rope, and a tapered body made-up of 64 in. (163 cm), 32 in. (81.3 cm), 16 in. (40.6 cm), 8 in. (20.3 cm) and 4 in. (10.2 cm) polypropylene sections, an intermediate section of 3 in. (7.6 cm) polypropylene, and a codend of 1.5 in. (3.8 cm)

knotted nylon lined with 0.25 in. mesh (64 mm). The trawl has three 40 m bridles of 5/8 in. (1.6 cm) wire rope per side that are attached with a single hook-up to 5 m Jet doors. Typically, 100-150 m of 1.25 in. (3.2 cm) warp was paid out to tow the trawl at the surface.

The *W.E. Ricker* was able to tow the trawl at the surface at 5 knots ( $2.6 \text{ m s}^{-1}$ ) in good sea conditions, and this typically achieved a mouth opening of approximately 28 m wide by 16 m deep as measured acoustically by a Scanmar trawl eye mounted on the headrope. In rough weather, the trawl was towed at headrope depths down to 15 m.

## **Oceanographic Sampling**

At oceanographic stations, the scientific crew (1) conducted CTD (conductivity-temperature-depth) casts, (2) collected surface seawater samples for nitrate, phosphate, silicate, and salinity, and (3) filtered surface seawater to measure chlorophyll *a*.

CTD casts were conducted to 1,000 m or within 5 m of the bottom with a Seabird SBE 911+ probe. Several calibration samples from selected CTD casts were collected over the course of the survey with Niskin bottles at depths where the salinities were stable.

Water samples were drawn from the ship's science seawater line at all stations for subsequent measurement of nitrate, phosphate, silicate, and salinity levels. The sea water was pumped in from a depth of approximately 3 m at the sea bay in the ship's forward machinery space. Nitrate, phosphate and silicate samples were collected in acid-washed glass test tubes and stored frozen.

## **Zooplankton Sampling**

Oblique bongo tows to approximately 150 m or within 10 m of the bottom were conducted with two 57 cm diameter, 253  $\mu\text{m}$  Nitex nets. One of the nets was equipped with a flowmeter. Standard sampling protocol was followed and consisted of a  $0.3 \text{ m s}^{-1}$  net retrieval speed while towing at 2 knots ( $1.0 \text{ m s}^{-1}$ ) after reaching the target depth. Most bongo tows were completed within 20 minutes from the time of deployment.

Zooplankton collected from the net with the flowmeter were preserved in 10% formalin and sent to the zooplankton laboratory at the Institute of Ocean Sciences, Fisheries and Oceans Canada (Sidney, BC) for species classification and enumeration. Zooplankton taken from the net without flowmeter were sorted into four size fractions by successively sieving through 8.0, 1.7, 1.0, and 0.25 mm screens. Each size fraction was weighed wet, dried at  $60^\circ\text{C}$  for 48 hours, re-weighed, and stored in plastic bags for future stable isotope, bomb calorimetry, and proximate analyses.

## RESULTS

### Salmon Catch Data

Table 1 reports information on trawl tows and a summary of Pacific salmon catches for this survey. Tow information includes: station ID, transect name, sampling region, date and time, start latitude ( $^{\circ}$ N) and longitude ( $^{\circ}$ W), heading ( $^{\circ}$ T; degrees true), and bottom depth (m). Station ID numbers consisted of the Pacific Biological Station cruise designation (“HS200016” for, where HS stands for High Seas), followed by a tow number (e.g., “HS200016-CA01” for a tow at station CA01 along the Cape Alava transect). The station ID number serves as the primary key in the High Seas salmon database that links fishing tow information with the oceanographic and zooplankton tables.

For each tow, catch totals are provided for all chinook salmon (*O. tshawytscha*) (“CK”) that includes all ages and size classes, and separately for juveniles and adults of chum salmon (*O. keta*) (“CM”), coho salmon (*O. kisutch*) (“CO”), pink salmon (*O. gorbuscha*) (“PK”), and sockeye salmon (*O. nerka*) (“SE”). In this report, juveniles are defined as fish in their first year in the ocean (age .0+), while adults include all older age groups (age .1+ or older). Age separation was determined based on examination of size distributions (fork length) which showed non-overlapping size modes for chum, coho, pink and sockeye salmon. Chinook salmon were not divided into juveniles and adults based on size since there is considerable overlap among size modes that represent the multiple age groups.

The abbreviations for the regions in Tables 1, 3, and 4, and the CWT recovery regions in Table 5 are:

SEA	Southeast Alaska
DE	Dixon Entrance
HS	Hecate Strait
QCSD	Queen Charlotte Sound
VI	west coast Vancouver Island
WA	Washington State

### Biological Data

Table 2 reports the detailed biological data collected from each Pacific salmon caught during the survey. Individual salmon were assigned a fish number which consisted of the cruise identifier (e.g., “HS200016”), followed hierarchically by tow number, species code and sample number. For example, “HS200016-CA01-124-001” refers to tow number 1 on the Cape Alava transect, species code “124” for chinook salmon, and the sample number “1” (within tow and species). We used the following codes from Fisheries and Oceans’ Salmon Stock Assessment database: 108, pink

salmon; 112, chum salmon; 115, coho salmon; 118, sockeye salmon; and 124, chinook salmon.

Biological data collected for each salmon includes (when available): species common name, fork length (mm), whole body weight (g wet), sex, stomach content weight (g wet), % water (based on the ratio of dry to wet whole body weight), coded wire tag number (CWT; if present), pit tag number (if present), and observed fin clip (if present).

### **Catch Distributions**

Juvenile pink, chum, and sockeye in their first summer at sea (age X.0) were caught throughout the survey range: off Vancouver Island, in Queen Charlotte Sound, in Hecate Strait, in Dixon Entrance, and off Southeast Alaska (Figures 4,6, and 8). Most of the catches ranged from 1 to 100 fish per tow, but there were higher catches of juvenile pink and sockeye at one station in Hecate Strait ( 253 and 229 fish per tow, respectively), and higher catches of juvenile chum at two stations on the Estevan Point transect off Vancouver Island (227 and 196 fish per tow).

Juvenile coho (age X.0) were caught throughout the range of the survey, but the highest and most consistent catches (11 to 200 fish per tow) were off Vancouver Island (Figure 10).

Adult coho (age X.1) were also caught throughout the range of the survey, but again the highest and most consistent catches (2 to 50 fish per tow) were off the west coast of Vancouver Island (Figure 11).

Chinook from 100 to 199mm in fork length were caught occasionally in low numbers (less than 15 fish per tow) off Vancouver Island and in Hecate Strait (Figure 14).

Chinook from 200 to 299mm in fork length were caught occasionally in low numbers (less than 10 fish per tow) throughout the survey range (Figure 15).

Chinook from 300 to 349mm in fork length were caught consistently in low numbers (less than 10 fish per tow) on Swiftsure Bank at the southern end of Vancouver Island. A few were caught at one station on the Forrester Island transect (Figure 16).

Chinook greater than or equal to 350mm in fork length were consistently caught in low numbers (5 fish or less per tow) off Vancouver Island, with the exception of one tow on Swiftsure Bank where 62 were caught. A few (2 or less fish per tow) were caught in Dixon Entrance and in S.E. Alaska (Figures 17,18, and 19).

## Size Comparisons of Juvenile Salmon Among Regions

Figure 20 shows the length frequencies for each species of salmon caught on the cruise.

Juvenile sockeye averaged 130 mm in fork length, and ranged from 99 to 187 mm. Size increased significantly from south to north. Juvenile sockeye averaged 125 mm in the southern region that includes the west coast of Vancouver Island and Queen Charlotte Sound, 132 mm in Hecate Strait, and 143mm in the northern region that includes Dixon Entrance and Southeast Alaska.

Juvenile chum averaged 141 mm, and ranged from 63 to 195 mm. Juvenile chum also increased significantly from south to north. They averaged 138 mm in the south, 144 mm in Hecate Strait, and 165 mm in the north.

Juvenile pink averaged 117 mm, and ranged from 71 to 175 mm. They were also larger in the north than the south, averaging 145 mm and 120mm, respectively. They were particularly small in Hecate Strait, where they averaged just 105 mm.

Juvenile coho averaged 204 mm, and ranged from 126 to 275 mm. They did not vary significantly in size from south to north.

Juvenile chinook that were determined to be in their first summer at sea based on CWT information, are represented by a length frequency mode that is centred at 200 mm and that extends from 165 to 237 mm (Figure 20). A total of 67 juvenile chinook in this category were caught on the survey. Of these, more than 85% were caught in the south, 10% were caught in Hecate Strait, and less than 5% were caught in the north.

## CWT Recoveries

Table 5 reports the details on the coded wire tag (CWT) salmon caught during the survey. Reported information includes: the coded wire tag number, the assigned fish number, species common name, the date and region of recovery, the fork length (mm) at capture, the release area, the name of the agency and hatchery that released the tagged fish, the brood year, and dates of first and second hatchery releases.

The abbreviations for release agencies in Table 5 are:

CDFO	Canadian Department of Fisheries and Oceans
ELWA	Lower Elwa S'Kallum, Washington
FWS	U.S. Fisheries and Wildlife Service
IDFG	Idaho Department of Fish and Game
MUCK	Muckleshoot Tribe, Washington
ODFW	Oregon Department of Fish and Wildlife
QDNR	Quinalt Department of Natural Resources
SKOK	Skokomish Tribe, Washington
WDFW	Washington Department of Fish and Wildlife
YAKA	Yakama Tribe, Washington

The abbreviations for release areas in Table 5 are:

CECR	Central Columbia River
CRGN	Columbia River, general
LOCR	Lower Columbia River
UPCR	Upper Columbia River
FRTH	Fraser River – Thompson River, B.C.
HOOD	Hood Canal, Washington
JNST	Johnstone Strait, B.C.
MPS	mid-Puget Sound, Washington
NWC	Coastal Washington, north
SNAK	Snake River
SOOR	southern Oregon
STIL	Stillaguamish River – Snohomish River, Washington
WCVI	west coast Vancouver Island, B.C.

Twenty-seven recovered CWT chinook were released into the Columbia River – Snake River watershed in the spring of 2000. All were age 1.0. Of these, 24 were recovered off the west coast of Vancouver Island, 1 from Queen Charlotte Strait, 1 from Hecate Strait, and 1 from Southeast Alaska.

All 34 CWT coho were recovered off the west coast of Vancouver Island. Twenty seven were juvenile coho released in the spring of 2000. Of these, two were age 0.0, thirty one were age 1.0, and one was age 2.0. Twenty six were together from the Columbia River-Snake River basin, Oregon State, and Washington State. Only one was from the west coast of Vancouver Island.

Based on the pattern of these CWT recoveries, a significant proportion of juvenile chinook and coho from the Columbia River-Snake River watershed must be migrating at a high rate of speed northward to the west coast of Vancouver Island in the spring.

Some of the CWT coho had been released in May, 1999. These were larger, age 1.1 coho that were entering their 2nd summer at sea. Of these, one was from the

Fraser River -Thompson River watershed, 2 were from the west coast of Vancouver Island, and 4 were from Washington State.

### **Oceanographic Data**

Table 3 reports the physical oceanographic data collected during the survey, including the station ID number, transect, region, the date and time in UTC, the latitude ( $^{\circ}$ N) and longitude ( $^{\circ}$ W), sea surface temperature (SST;  $^{\circ}$ C) and salinity (SSS; ppt) taken from the CTD files, sea surface salinities (ppt) determined from the sample bottles that were used to calibrate the CTD probe, nitrate, silicate and phosphate concentrations ( $\mu\text{mol L}^{-1}$ ), and chlorophyll *a* concentrations ( $\mu\text{g L}^{-1}$ ).

The CTD data are available through the website of the Canadian Department of Fisheries and Oceans, Ocean Science and Productivity division (OSAP) at:

[http://www-sci.pac.dfo-mpo.gc.ca/osap/data/default\\_e.htm](http://www-sci.pac.dfo-mpo.gc.ca/osap/data/default_e.htm)

### **Zooplankton Data**

Table 4 reports the zooplankton data by station collected by the Bongo tows, including the station ID number, transect, region, latitude ( $^{\circ}$ N) and longitude ( $^{\circ}$ W), bottom depth (m), the date and time, target depth (m), tow duration, wire angle (degrees), and volume of ocean water sampled in cubic meters that is calculated from the flow meter readings. Also shown are the dry weights (g) of zooplankton which were standardised to 1,000 cubic meters sampled for the 8.0, 1.7, 1.0, and 0.25 mm size fractions as well as for the total sample.

**REFERENCES**

- Welch, D. W., J. F. T. Morris, E. Demers, and H. R. Carlson. 2002. F.V. Anita J. Gulf of Alaska salmon survey, March 25 - April 9, 1995. Can. Data Rep. Fish. Aquat. Sci. 1097: 19 p.
- Welch, D. W., J. F. T. Morris, E. Demers, and H. R. Carlson. 2002. CCGS W.E. Ricker Gulf of Alaska salmon survey, October 2-20, 1995. Can. Data Rep. Fish. Aquat. Sci. 1098: 23 p.
- Welch, D. W., J. F. T. Morris, E. Demers, and B. L. Wing. 2002. F.V. Columbia Gulf of Alaska salmon survey, October 7 - November 10, 1995. Can. Data Rep. Fish. Aquat. Sci. 1099: 112 p.
- Welch D. W., J. F. T. Morris, E. Demers, and J.P. Eveson. 2002. CCGS W.E. Ricker Gulf of Alaska salmon survey, October, 1996. Can. Data Rep. Fish. Aquat. Sci. 1100: 64 p.
- Welch, D. W., J. F. T. Morris, and E. Demers. 2002. CCGS W.E. Ricker Gulf of Alaska salmon survey, March - April, 1997. Can. Data Rep. Fish. Aquat. Sci. 1101: 19 p.
- Welch, D. W., J. F. T. Morris, and E. Demers. 2002. CCGS W.E. Ricker Gulf of Alaska salmon survey, November - December, 1997. Can. Data Rep. Fish. Aquat. Sci. 1102: 45 p.
- Welch, D. W., J. F. T. Morris, A. R. Ladouceur, S. Tucker, and E. Demers. 2002. CCGS W.E. Ricker Gulf of Alaska salmon surveys, 1998. Can. Data Rep. Fish. Aquat. Sci. 1103: 188 p.
- Welch, D. W., J. F. T. Morris, A. R. Ladouceur, S. Tucker, and E. Demers. 2002. CCGS W.E. Ricker Gulf of Alaska salmon surveys, 1999. Can. Data Rep. Fish. Aquat. Sci. 1104: 113p.



Table 1. Tow positions and catch summaries of Pacific salmon for the CCGS W.E. RICKER survey to the Gulf of Alaska, 27/06/2000 - 06/07/2000.

Station ID	Station Name	Region	Date	Time	Latitude (°N)	Longitude (°W)	Heading (°T)	SOG (kts)	Bottom Depth (m)	CK all	CM Juv	CM ad.	CO Juv	CO Ad.	PK Juv	PK Ad.	SE Juv	SE Ad.
HS200016CA01	C ALAVA	WA	27-Jun-00	06:30	48.192	124.878	258	5.888	146	2	0	1	0	3	0	0	0	0
HS200016CA02	C ALAVA	WA	27-Jun-00	07:53	48.172	124.987	255	4.148	262	0	0	0	0	0	0	0	0	0
HS200016CA03	C ALAVA	WA	27-Jun-00	09:26	48.134	125.050	256	3.887	168	0	0	0	0	0	0	0	0	0
HS200016CA04	C ALAVA	WA	27-Jun-00	12:08	48.159	125.238	281	3.833	249	0	0	0	0	0	0	0	0	0
HS200016CA05	C ALAVA	WA	27-Jun-00	13:24	48.157	125.321	270	4.326	188	3	0	0	0	0	0	0	0	0
HS200016CA06	C ALAVA	WA	27-Jun-00	14:36	48.153	125.407	270	4.086	106	0	0	0	0	0	0	0	0	0
HS200016CA07	C ALAVA	WA	27-Jun-00	15:45	48.146	125.488	251	3.991	141	0	0	0	0	0	0	0	0	0
HS200016CA08	C ALAVA	WA	27-Jun-00	17:00	48.119	125.569	268	3.609	138	0	0	0	0	0	0	0	0	0
HS200016SS01	SWIFTSURE BK	VI	30-Jun-00	06:21	48.600	124.793	270	6.275	48	2	23	0	12	0	7	0	3	3
HS200016SS02	SWIFTSURE BK	VI	30-Jun-00	07:24	48.589	124.917	270	6.91	59	3	9	0	17	11	3	0	2	1
HS200016SS03	SWIFTSURE BK	VI	30-Jun-00	08:30	48.591	125.055	270	5.162	84	7	0	0	1	22	0	0	0	0
HS200016SS04	SWIFTSURE BK	VI	30-Jun-00	09:30	48.593	125.172	270	4.606	103	1	0	0	0	2	0	0	0	0
HS200016SS05	SWIFTSURE BK	VI	30-Jun-00	10:38	48.601	125.271	270	5.479	112	2	103	0	19	9	15	0	29	0
HS200016SS06	SWIFTSURE BK	VI	30-Jun-00	12:10	48.617	125.330	90	4.444	118	1	0	0	0	2	0	0	0	0
HS200016SS07	SWIFTSURE BK	VI	30-Jun-00	13:17	48.638	125.223	90	4.761	100	2	1	0	0	2	0	0	0	0
HS200016SS08	SWIFTSURE BK	VI	30-Jun-00	14:30	48.648	125.111	90	4.838	65	68	0	0	1	26	0	0	0	0
HS200016SS09	SWIFTSURE BK	VI	30-Jun-00	17:17	48.712	125.227	270	3.723	77	2	0	0	0	0	0	0	0	0
HS200016E01	ESTEVAN PT	VI	01-Jul-00	06:51	49.776	127.088	270	4.654	46	12	30	0	10	50	0	1	7	8
HS200016E02	ESTEVAN PT	VI	01-Jul-00	07:56	49.755	127.181	270	4.964	66	18	17	0	44	36	0	4	2	0
HS200016E03	ESTEVAN PT	VI	01-Jul-00	09:00	49.757	127.290	270	4.811	76	24	227	0	126	0	0	0	45	0
HS200016E04	ESTEVAN PT	VI	01-Jul-00	10:06	49.725	127.384	270	3.651	85	10	198	0	200	0	0	0	34	0
HS200016E05	ESTEVAN PT	VI	01-Jul-00	11:00	49.682	127.444	270	3.653	409	1	7	3	4	0	0	1	9	2
HS200016T10	TRIANGLE IS	VI	02-Jul-00	06:49	50.594	129.621	48	4.694	2044	0	0	0	0	0	0	0	0	0
HS200016T09	TRIANGLE IS	VI	02-Jul-00	09:26	50.708	129.455	47	5.43	1864	1	4	0	0	0	8	1	0	0
HS200016T08	TRIANGLE IS	VI	02-Jul-00	11:15	50.779	129.275	43	5.905	143	2	21	1	0	0	27	1	26	0
HS200016T07	TRIANGLE IS	VI	02-Jul-00	12:50	50.875	129.152	27	4.99	64	0	42	0	2	0	12	1	23	0
HS200016T06	TRIANGLE IS	QCSD	02-Jul-00	14:30	50.917	128.950	66	5.235	72	2	0	0	0	0	1	0	4	0
HS200016T05	TRIANGLE IS	QCSD	02-Jul-00	16:08	50.991	128.808	68	3.578	62	0	14	0	7	0	28	1	26	0
HS200016T04	TRIANGLE IS	QCSD	02-Jul-00	17:48	51.057	128.647	56	4.476	110	0	3	0	0	0	5	0	4	0
HS200016X01	HECATE ST	HS	03-Jul-00	13:43	53.552	131.019	3	6.131	63	4	41	0	0	0	253	0	229	0
HS200016X02	HECATE ST	HS	03-Jul-00	14:48	53.636	130.961	27	5.411	52	3	0	0	0	0	0	0	0	0
HS200016X03	HECATE ST	HS	03-Jul-00	16:05	53.769	130.935	351	4.737	64	0	0	0	0	0	0	0	0	0
HS200016FI01	FORRESTER IS	SEA	04-Jul-00	06:12	54.795	133.029	264	5.709	210	3	5	7	1	2	10	3	25	2
HS200016FI02	FORRESTER IS	SEA	04-Jul-00	07:52	54.777	133.222	242	5.823	198	0	0	3	0	0	0	2	5	0
HS200016FI03	FORRESTER IS	SEA	04-Jul-00	09:25	54.759	133.367	242	5.166	112	0	0	1	0	0	0	0	0	0
HS200016FI04	FORRESTER IS	SEA	04-Jul-00	11:06	54.764	133.451	355	5.186	130	0	0	0	2	0	0	0	19	0
HS200016X04	C CORNVALLIS	SEA	04-Jul-00	13:45	54.723	132.929	327	4.305	161	0	0	0	0	0	0	0	0	1
HS200016X05	ESSOWAH PT	SEA	04-Jul-00	14:49	54.777	132.966	305	4.874	137	1	0	0	1	0	0	0	0	0

Table 1 - Page 1 of 2

Table 1. Tow positions and catch summaries of Pacific salmon for the CCGS W.E. RICKER survey to the Gulf of Alaska, 27/06/2000 - 06/07/2000.

Station ID	Station Name	Region	Date	Time	Latitude (°N)	Longitude (°W)	Heading (°T)	SOG (kts)	Bottom Depth (m)	CK all	CM Juv	CM ad.	CO Juv	CO Ad.	PK Juv	PK Ad.	SE Juv	SE Ad.
HS200016X06	PITTER PT	SEA	04-Jul-00	15:45	54.815	133.048	336	4.323	147	1	0	4	0	0	0	2	0	4
HS200016X07	GOOSENECK H	SEA	04-Jul-00	16:40	54.865	133.084	321	4.489	133	2	0	1	0	0	0	1	0	2
HS200016X08	McINTYRE BAY	DE	05-Jul-00	09:42	54.168	132.388	110	5.48	93	1	64	4	14	1	79	38	26	2
HS200016X09	McINTYRE BAY	DE	05-Jul-00	10:53	54.146	132.178	82	5.758	166	1	0	0	8	9	0	2	1	0
HS200016T03	TRIANGLE IS	QCSD	06-Jul-00	09:53	51.140	128.479	61	4.92	193	0	40	0	0	0	44	0	96	0
Totals										179	849	25	469	175	492	58	615	25
Overall total																	2887	

Table 2. Biological data collected for each salmon caught on the CCGS W.E. RICKER survey to the Gulf of Alaska, 27/06/2000 - 06/07/2000.

Fish Number	Species	Fork Length	Whole Body Weight (g wet)	Sex	Stomach Content Weight (g wet)	CWT age	CWT	Pit Tag	Fin Clip
HS200016-CA01-124-001	CHINOOK	349	513	F	2.19				
HS200016-CA01-124-002	CHINOOK	185	78	F	0.36				AD
HS200016-CA05-124-001	CHINOOK	220	133	F	2.22	1.0	T631061		AD
HS200016-CA05-124-002	CHINOOK	237	162	F	1.09	1.0	T631061		AD
HS200016-CA05-124-003	CHINOOK	543	1917	F					
HS200016-E01-124-001	CHINOOK	225	139	M					AD
HS200016-E01-124-002	CHINOOK	204	104						AD
HS200016-E01-124-003	CHINOOK	165	61						
HS200016-E01-124-004	CHINOOK	268	266						AD
HS200016-E01-124-005	CHINOOK	321	419						
HS200016-E01-124-006	CHINOOK	289	366						AD
HS200016-E01-124-007	CHINOOK	233	166						AD
HS200016-E01-124-008	CHINOOK	342	535						
HS200016-E01-124-009	CHINOOK	320	444						AD
HS200016-E01-124-010	CHINOOK	322	406						
HS200016-E01-124-011	CHINOOK	588	2857	F					
HS200016-E01-124-012	CHINOOK	372	778	M					
HS200016-E02-124-001	CHINOOK	186	83	F	1.78				
HS200016-E02-124-002	CHINOOK	189	86	F	2.21				
HS200016-E02-124-003	CHINOOK	192	89	F	1.82				AD
HS200016-E02-124-004	CHINOOK	273	251	M					AD
HS200016-E02-124-006	CHINOOK	189	89	M	1.66				AD
HS200016-E02-124-007	CHINOOK	166	64	F	4.36				
HS200016-E02-124-008	CHINOOK	179	74	F	1.45				
HS200016-E02-124-010	CHINOOK	225	142	M	0.57	1.0	T631061		AD
HS200016-E02-124-011	CHINOOK	194	75	F	1.76				AD
HS200016-E02-124-012	CHINOOK	222	139	F	1.38	1.0	T631032	3D9.1	AD
HS200016-E02-124-013	CHINOOK	222	104	F	1.59				AD
HS200016-E02-124-014	CHINOOK	229	166	M	3.76	1.0	T105502		AD
HS200016-E02-124-015	CHINOOK	225	123						AD
HS200016-E02-124-016	CHINOOK	885		F					AD
HS200016-E02-124-017	CHINOOK	712	5780	M					
HS200016-E02-124-018	CHINOOK	850		F					
HS200016-E02-124-019	CHINOOK	758		F					
HS200016-E02-124-020	CHINOOK	852		M					
HS200016-E03-124-001	CHINOOK	206	114	M	3.57	1.0	T631151		AD
HS200016-E03-124-002	CHINOOK	215	125	M	2.29				
HS200016-E03-124-003	CHINOOK	202	103	M	2.59	1.0	T631151		AD
HS200016-E03-124-004	CHINOOK	190	85	F	0.37				

Table 2. Biological data collected for each salmon caught on the CCGS W.E. RICKER survey to the Gulf of Alaska, 27/06/2000 - 06/07/2000.

Fish Number	Species	Fork Length	Whole Body Weight (g wet)	Sex	Stomach Content Weight (g wet)	CWT age	CWT	Pit Tag	Fin Clip
HS200016-E03-124-005	CHINOOK	207	119	M	1.96	1.0	T631148		AD
HS200016-E03-124-006	CHINOOK	228	144	F	1.72				AD
HS200016-E03-124-007	CHINOOK	207	106	M	1.12				
HS200016-E03-124-008	CHINOOK	182	71						
HS200016-E03-124-009	CHINOOK	237	163	M	1.43				AD
HS200016-E03-124-010	CHINOOK	192	91	M	0.48				
HS200016-E03-124-012	CHINOOK	185	88	M	0.39				AD
HS200016-E03-124-014	CHINOOK	209	107	F	0.65	1.0	T054931		AD
HS200016-E03-124-015	CHINOOK	189	93	F	0.77				AD
HS200016-E03-124-016	CHINOOK	175	72	F	0.96				
HS200016-E03-124-017	CHINOOK	188	92	M	0.39	1.0	T054614		AD
HS200016-E03-124-018	CHINOOK	187	82	M	0.48				AD
HS200016-E03-124-019	CHINOOK	225	135	M	1.69	1.0	T631151		AD
HS200016-E03-124-020	CHINOOK	198	90	F	0.51	1.0	T631102		AD
HS200016-E03-124-021	CHINOOK	179	64	M	0.64				AD
HS200016-E03-124-022	CHINOOK	180	69	F	0.61				AD
HS200016-E03-124-023	CHINOOK	169	58	F	0.56	1.0	T054246		AD
HS200016-E03-124-024	CHINOOK	190	88	M	0.73	1.0	T631251		AD
HS200016-E03-124-025	CHINOOK	192	87	M	2.26	1.0	T631251		AD
HS200016-E03-124-026	CHINOOK	715		M					
HS200016-E04-115-001	CHINOOK	213	104	F	1.48	1.0	T631151		AD
HS200016-E04-115-013	CHINOOK	200	98	M		1.0	T631061		AD
HS200016-E04-124-001	CHINOOK	205	97	M	1.51				AD
HS200016-E04-124-002	CHINOOK	222	124	M	1.45	1.0	T631151		AD
HS200016-E04-124-003	CHINOOK	202	97	M	0.6	1.0	T631151		AD
HS200016-E04-124-004	CHINOOK	189	81	M	0	1.0	T054949		AD
HS200016-E04-124-005	CHINOOK	210	112	F	1.09				AD
HS200016-E04-124-006	CHINOOK	217	117	F	1.03				AD
HS200016-E04-124-007	CHINOOK	217	113	M	0.82	1.0	T631151		AD
HS200016-E04-124-008	CHINOOK	203	93	M	0.41				AD
HS200016-E05-124-001	CHINOOK	193	85	F	0.55				
HS200016-FI01-124-001	CHINOOK	212	111	F	1.1	1.0	T054949		AD
HS200016-FI01-124-002	CHINOOK	204	101	F	0.82				AD
HS200016-FI01-124-003	CHINOOK	999		M					
HS200016-SS01-124-001	CHINOOK	317	431	F	10.54				
HS200016-SS01-124-002	CHINOOK	304	338	M	6.79				
HS200016-SS02-124-001	CHINOOK	310	385	F	0.48				
HS200016-SS02-124-002	CHINOOK	335	471	F	4.39				
HS200016-SS02-124-003	CHINOOK	469	1462	F	25.06				

Table 2. Biological data collected for each salmon caught on the CCGS W.E. RICKER survey to the Gulf of Alaska, 27/06/2000 - 06/07/2000.

Fish Number	Species	Fork Length	Whole Body Weight (g wet)	Sex	Stomach Content Weight (g wet)	CWT age	CWT	Pit Tag	Fin Clip
HS200016-SS03-124-001	CHINOOK	353	555	F	1.32				
HS200016-SS03-124-002	CHINOOK	365	565	F	1.76				
HS200016-SS03-124-003	CHINOOK	311	378	F	0.61	1.0	T630634		
HS200016-SS03-124-004	CHINOOK	312	384	F	2				
HS200016-SS03-124-005	CHINOOK	321	421	M	0.86				
HS200016-SS03-124-006	CHINOOK	415	1042	M					
HS200016-SS03-124-007	CHINOOK	576	2575	F					
HS200016-SS04-124-001	CHINOOK	447	1131	M					
HS200016-SS05-124-001	CHINOOK	294	373	F					
HS200016-SS05-124-002	CHINOOK	345	605	F					
HS200016-SS06-124-001	CHINOOK	264	200	M	0.92				AD
HS200016-SS07-124-001	CHINOOK	400	800	F					
HS200016-SS07-124-002	CHINOOK	409	817	F					
HS200016-SS08-124-001	CHINOOK	550		F					
HS200016-SS08-124-002	CHINOOK	590		F					
HS200016-SS08-124-003	CHINOOK	470		M					
HS200016-SS08-124-004	CHINOOK	565		M					
HS200016-SS08-124-005	CHINOOK	540		F					
HS200016-SS08-124-006	CHINOOK	705		F					
HS200016-SS08-124-007	CHINOOK	611		F					
HS200016-SS08-124-008	CHINOOK	585		F					
HS200016-SS08-124-009	CHINOOK	480		F					
HS200016-SS08-124-010	CHINOOK	492		F		1.1	T630860		AD
HS200016-SS08-124-011	CHINOOK	543		F					
HS200016-SS08-124-012	CHINOOK	370		M					
HS200016-SS08-124-013	CHINOOK	534		F					AD
HS200016-SS08-124-014	CHINOOK	530		F					
HS200016-SS08-124-015	CHINOOK	410		M					
HS200016-SS08-124-016	CHINOOK	655		M					
HS200016-SS08-124-017	CHINOOK	399		M					
HS200016-SS08-124-018	CHINOOK	423		F					
HS200016-SS08-124-019	CHINOOK	570		F					
HS200016-SS08-124-020	CHINOOK	440		F					
HS200016-SS08-124-021	CHINOOK	450		M					
HS200016-SS08-124-022	CHINOOK	582		F					
HS200016-SS08-124-023	CHINOOK	330		F					AD
HS200016-SS08-124-024	CHINOOK	305		M					
HS200016-SS08-124-025	CHINOOK	482		M					
HS200016-SS08-124-026	CHINOOK	411		M					

Table 2. Biological data collected for each salmon caught on the CCGS W.E. RICKER survey to the Gulf of Alaska, 27/06/2000 - 06/07/2000.

Fish Number	Species	Fork Length	Whole Body Weight (g wet)	Sex	Stomach Content Weight (g wet)	CWT age	CWT	Pit Tag	Fin Clip
HS200016-SS08-124-027	CHINOOK	514		M					
HS200016-SS08-124-028	CHINOOK	385		M					
HS200016-SS08-124-029	CHINOOK	420		F					
HS200016-SS08-124-030	CHINOOK	459		F					
HS200016-SS08-124-031	CHINOOK	362		F					
HS200016-SS08-124-032	CHINOOK	640		F					
HS200016-SS08-124-033	CHINOOK	505		F					
HS200016-SS08-124-034	CHINOOK	410		M					
HS200016-SS08-124-035	CHINOOK	655		F					
HS200016-SS08-124-036	CHINOOK	350		M					
HS200016-SS08-124-037	CHINOOK	960		F					
HS200016-SS08-124-038	CHINOOK	550		M					
HS200016-SS08-124-039	CHINOOK	520		F					
HS200016-SS08-124-040	CHINOOK	592		F					
HS200016-SS08-124-041	CHINOOK	490		F					
HS200016-SS08-124-042	CHINOOK	420		F					
HS200016-SS08-124-043	CHINOOK	445		M					
HS200016-SS08-124-044	CHINOOK	510		F					
HS200016-SS08-124-045	CHINOOK	515		F					
HS200016-SS08-124-046	CHINOOK	630		M					
HS200016-SS08-124-047	CHINOOK	582		M					
HS200016-SS08-124-048	CHINOOK	331		M					
HS200016-SS08-124-049	CHINOOK	306		M					AD
HS200016-SS08-124-050	CHINOOK	700		M					
HS200016-SS08-124-051	CHINOOK	591		F					
HS200016-SS08-124-052	CHINOOK	545		F					
HS200016-SS08-124-053	CHINOOK	400		F					
HS200016-SS08-124-054	CHINOOK	345		F					
HS200016-SS08-124-055	CHINOOK	393		M					
HS200016-SS08-124-056	CHINOOK	473		M					
HS200016-SS08-124-057	CHINOOK	425		M					
HS200016-SS08-124-058	CHINOOK	314		M					AD
HS200016-SS08-124-059	CHINOOK	411		M					
HS200016-SS08-124-060	CHINOOK	455		M					
HS200016-SS08-124-061	CHINOOK	600		M					
HS200016-SS08-124-062	CHINOOK	505		F					AD
HS200016-SS08-124-063	CHINOOK	425		M					
HS200016-SS08-124-064	CHINOOK	600		M					
HS200016-SS08-124-065	CHINOOK	490		F					

Table 2. Biological data collected for each salmon caught on the CCGS W.E. RICKER survey to the Gulf of Alaska, 27/06/2000 - 06/07/2000.

Fish Number	Species	Fork Length	Whole Body Weight (g wet)	Sex	Stomach Content Weight (g wet)	CWT age	CWT	Pit Tag	Fin Clip
HS200016-SS08-124-066	CHINOOK	632		F					
HS200016-SS08-124-067	CHINOOK	700		F					
HS200016-SS08-124-068	CHINOOK	778		M					
HS200016-SS09-124-001	CHINOOK	304	372	M	21.88				
HS200016-SS09-124-002	CHINOOK	490	1428	M	16.86				
HS200016-T06-124-001	CHINOOK	255	206	F	0.9				
HS200016-T06-124-002	CHINOOK	208	102	M	1.5	1.0	T092821		AD
HS200016-T08-124-001	CHINOOK	201	102	F	0.75	1.0	T105507		AD
HS200016-T08-124-002	CHINOOK	186	62			1.0	T092851		AD
HS200016-T09-124-001	CHINOOK	185	77	F	2.36				AD
HS200016-X01-124-001	CHINOOK	175	63	M	0.39				
HS200016-X01-124-002	CHINOOK	208	104	M	0.4				
HS200016-X01-124-003	CHINOOK	190	79	M	0.72				
HS200016-X01-124-004	CHINOOK	187	76	M	0.72				
HS200016-X02-124-001	CHINOOK	222	131	M	0.78				
HS200016-X02-124-002	CHINOOK	207	101	M	0.74	1.0	T630634		
HS200016-X02-124-003	CHINOOK	198	87	F	0.3				
HS200016-X05-124-001	CHINOOK	375	615	M	3.5				
HS200016-X06-124-001	CHINOOK	316	408	F	4.92				
HS200016-X07-124-001	CHINOOK	874		F					
HS200016-X07-124-002	CHINOOK	872		M					
HS200016-X08-124-001	CHINOOK	210	130	M	0.47				AD
HS200016-X09-124-001	CHINOOK	795		F					
HS200016-CA01-112-001	CHUM	775	6700	M					
HS200016-E01-112-001	CHUM	125	19	F	0.09				
HS200016-E01-112-002	CHUM	140	29	F	0.69				
HS200016-E01-112-003	CHUM	138	25	M	0.21				
HS200016-E01-112-004	CHUM	136	27	M	0.15				
HS200016-E01-112-005	CHUM	133	23	M	0.15				
HS200016-E01-112-006	CHUM	157	39	M	0.4				
HS200016-E01-112-007	CHUM	147	31	M	0.54				
HS200016-E01-112-008	CHUM	140	25	M	0.15				
HS200016-E01-112-009	CHUM	127	19	M	0.2				
HS200016-E01-112-010	CHUM	125	20	M	0.17				
HS200016-E01-112-011	CHUM	150	32	M	0.29				
HS200016-E01-112-012	CHUM	135	24	M	0.24				
HS200016-E01-112-013	CHUM	137	26	F	0.23				
HS200016-E01-112-014	CHUM	137	24	M	0.2				
HS200016-E01-112-015	CHUM	117	15	M	0.21				

Table 2. Biological data collected for each salmon caught on the CCGS W.E. RICKER survey to the Gulf of Alaska, 27/06/2000 - 06/07/2000.

Fish Number	Species	Fork Length	Whole Body Weight (g wet)	Sex	Stomach Content Weight (g wet)	CWT age	CWT	Pit Tag	Fin Clip
HS200016-E01-112-016	CHUM	125	19	M	0.27				
HS200016-E01-112-017	CHUM	124	17	F	0.15				
HS200016-E01-112-018	CHUM	144	28	F	0.35				
HS200016-E01-112-019	CHUM	144	31	M	0.3				
HS200016-E01-112-020	CHUM	141	26	M	0.27				
HS200016-E01-112-021	CHUM	131	22		0.3				
HS200016-E01-112-022	CHUM	139	27	M	0.18				
HS200016-E01-112-023	CHUM	142	23	M	0.28				
HS200016-E01-112-024	CHUM	118	16	M	0.41				
HS200016-E01-112-025	CHUM	141	27		0.57				
HS200016-E01-112-026	CHUM	127	21	M	0.34				
HS200016-E01-112-027	CHUM	139	28	M	0.17				
HS200016-E01-112-028	CHUM	147	30	M	0.52				
HS200016-E01-112-029	CHUM	148	30	M	0.07				
HS200016-E01-112-030	CHUM	123	21	F	0.27				
HS200016-E02-112-001	CHUM	151	34	M	0.49				
HS200016-E02-112-002	CHUM	140	26	F	0.21				
HS200016-E02-112-003	CHUM	129	19	F	0.64				
HS200016-E02-112-004	CHUM	145	31	M	0.4				
HS200016-E02-112-005	CHUM	141	26	F	0.34				
HS200016-E02-112-006	CHUM	155	36	M	0.64				
HS200016-E02-112-007	CHUM	124	17	F	0.27				
HS200016-E02-112-008	CHUM	139	27	M	0.28				
HS200016-E02-112-009	CHUM	135	24	F	0.2				
HS200016-E02-112-010	CHUM	156	33	F	0.44				
HS200016-E02-112-011	CHUM	123	18	F	0.16				
HS200016-E02-112-012	CHUM	151	33	M	0.7				
HS200016-E02-112-013	CHUM	155	36	M	0.41				
HS200016-E02-112-014	CHUM	142	30	F	0.38				
HS200016-E02-112-015	CHUM	157	38	M	0.24				
HS200016-E02-112-016	CHUM	128	23	M	0.12				
HS200016-E02-112-017	CHUM	119	16	M	0.05				
HS200016-E03-112-001	CHUM	153	35	M	0.18				
HS200016-E03-112-002	CHUM	148	32	M	0.24				
HS200016-E03-112-003	CHUM	149	33	M	0.31				
HS200016-E03-112-004	CHUM	145	30	M	0.24				
HS200016-E03-112-005	CHUM	119	17	F	0.07				
HS200016-E03-112-006	CHUM	155	40	M	0.51				
HS200016-E03-112-007	CHUM	150	35	M	0.41				



Table 2. Biological data collected for each salmon caught on the CCGS W.E. RICKER survey to the Gulf of Alaska, 27/06/2000 - 06/07/2000.

Fish Number	Species	Fork Length	Whole Body Weight (g wet)	Sex	Stomach Content Weight (g wet)	CWT age	CWT	Pit Tag	Fin Clip
HS200016-E03-112-008	CHUM	175	56	M	0.61				
HS200016-E03-112-009	CHUM	124	19	M	0.19				
HS200016-E03-112-010	CHUM	136	27	F	0.13				
HS200016-E03-112-011	CHUM	143	31		0.39				
HS200016-E03-112-012	CHUM	164	42	M	0.25				
HS200016-E03-112-013	CHUM	136	28	M	0.14				
HS200016-E03-112-014	CHUM	154	38	M	0.32				
HS200016-E03-112-015	CHUM	146	31	M	0.25				
HS200016-E03-112-016	CHUM	106	13	M	0.09				
HS200016-E03-112-017	CHUM	155	38	M	0.54				
HS200016-E03-112-018	CHUM	153	34	M	0.29				
HS200016-E03-112-019	CHUM	145	27	F	0.42				
HS200016-E03-112-020	CHUM	153	36	M	0.46				
HS200016-E03-112-021	CHUM	167	48	M	0.8				
HS200016-E03-112-022	CHUM	146	32	F	0.51				
HS200016-E03-112-023	CHUM	136	24	F	0.3				
HS200016-E03-112-024	CHUM	153	38	F	0.41				
HS200016-E03-112-025	CHUM	149	35	M	0.34				
HS200016-E03-112-026	CHUM	130	19	F	0.17				
HS200016-E03-112-027	CHUM	139	27	F	0.15				
HS200016-E03-112-028	CHUM	130	22	F	0.14				
HS200016-E03-112-029	CHUM	138	26	M	0.35				
HS200016-E03-112-030	CHUM	149	35	F					
HS200016-E03-112-031	CHUM	150							
HS200016-E03-112-032	CHUM	155							
HS200016-E03-112-033	CHUM	141							
HS200016-E03-112-034	CHUM	152							
HS200016-E03-112-035	CHUM	142							
HS200016-E03-112-036	CHUM	150							
HS200016-E03-112-037	CHUM	152							
HS200016-E03-112-038	CHUM	173							
HS200016-E03-112-039	CHUM	155							
HS200016-E03-112-040	CHUM	143							
HS200016-E03-112-041	CHUM	145							
HS200016-E03-112-042	CHUM	140							
HS200016-E03-112-043	CHUM	139							
HS200016-E03-112-044	CHUM	126							
HS200016-E03-112-045	CHUM	152							
HS200016-E03-112-046	CHUM	160							

Table 2. Biological data collected for each salmon caught on the CCGS W.E. RICKER survey to the Gulf of Alaska, 27/06/2000 - 06/07/2000.

Fish Number	Species	Fork Length	Whole Body Weight (g wet)	Sex	Stomach Content Weight (g wet)	CWT age	CWT	Pit Tag	Fin Clip
HS200016-E03-112-047	CHUM	145							
HS200016-E03-112-048	CHUM	141							
HS200016-E03-112-049	CHUM	145							
HS200016-E03-112-050	CHUM	153							
HS200016-E03-112-051	CHUM	152							
HS200016-E03-112-052	CHUM	147							
HS200016-E03-112-053	CHUM	156							
HS200016-E03-112-054	CHUM	157							
HS200016-E03-112-055	CHUM	164							
HS200016-E03-112-056	CHUM	166							
HS200016-E03-112-057	CHUM	142							
HS200016-E03-112-058	CHUM	131							
HS200016-E03-112-059	CHUM	153							
HS200016-E03-112-060	CHUM	136							
HS200016-E03-112-061	CHUM	135							
HS200016-E03-112-062	CHUM	146							
HS200016-E03-112-063	CHUM	144							
HS200016-E03-112-064	CHUM	150							
HS200016-E03-112-065	CHUM	148							
HS200016-E03-112-066	CHUM	132							
HS200016-E03-112-067	CHUM	141							
HS200016-E03-112-068	CHUM	152							
HS200016-E03-112-069	CHUM	150							
HS200016-E03-112-070	CHUM	139							
HS200016-E03-112-071	CHUM	148							
HS200016-E03-112-072	CHUM	170							
HS200016-E03-112-073	CHUM	161							
HS200016-E03-112-074	CHUM	146							
HS200016-E03-112-075	CHUM	148							
HS200016-E03-112-076	CHUM	158							
HS200016-E03-112-077	CHUM	161							
HS200016-E03-112-078	CHUM	136							
HS200016-E03-112-079	CHUM	145							
HS200016-E03-112-080	CHUM	142							
HS200016-E03-112-081	CHUM	150							
HS200016-E03-112-082	CHUM	150							
HS200016-E03-112-083	CHUM	154							
HS200016-E03-112-084	CHUM	149							
HS200016-E03-112-085	CHUM	134							

Table 2. Biological data collected for each salmon caught on the CCGS W.E. RICKER survey to the Gulf of Alaska, 27/06/2000 - 06/07/2000.

Fish Number	Species	Fork Length	Whole Body Weight (g wet)	Sex	Stomach Content Weight (g wet)	CWT age	CWT	Pit Tag	Fin Clip
HS200016-E03-112-086	CHUM	176							
HS200016-E03-112-087	CHUM	151							
HS200016-E03-112-088	CHUM	142							
HS200016-E03-112-089	CHUM	124							
HS200016-E03-112-090	CHUM	155							
HS200016-E03-112-091	CHUM	156							
HS200016-E03-112-092	CHUM	135							
HS200016-E03-112-093	CHUM	134							
HS200016-E03-112-094	CHUM	154							
HS200016-E03-112-095	CHUM	122							
HS200016-E03-112-096	CHUM	155							
HS200016-E03-112-097	CHUM	143							
HS200016-E03-112-098	CHUM	140							
HS200016-E03-112-099	CHUM	141							
HS200016-E03-112-100	CHUM	149							
HS200016-E03-112-101	CHUM	131							
HS200016-E03-112-102	CHUM	126							
HS200016-E03-112-103	CHUM	134							
HS200016-E03-112-104	CHUM	155							
HS200016-E03-112-105	CHUM	147							
HS200016-E03-112-106	CHUM	136							
HS200016-E03-112-107	CHUM	155							
HS200016-E03-112-108	CHUM	157							
HS200016-E03-112-109	CHUM	148							
HS200016-E03-112-110	CHUM	150							
HS200016-E03-112-111	CHUM	152							
HS200016-E03-112-112	CHUM	155							
HS200016-E03-112-113	CHUM	152							
HS200016-E03-112-114	CHUM	150							
HS200016-E03-112-115	CHUM	145							
HS200016-E03-112-116	CHUM	161							
HS200016-E03-112-117	CHUM	141							
HS200016-E03-112-118	CHUM	152							
HS200016-E03-112-119	CHUM	126							
HS200016-E03-112-120	CHUM	154							
HS200016-E03-112-121	CHUM	141							
HS200016-E03-112-122	CHUM	142							
HS200016-E03-112-123	CHUM	155							
HS200016-E03-112-124	CHUM	150							

Table 2. Biological data collected for each salmon caught on the CCGS W.E. RICKER survey to the Gulf of Alaska, 27/06/2000 - 06/07/2000.

Fish Number	Species	Fork Length	Whole Body Weight (g wet)	Sex	Stomach Content Weight (g wet)	CWT age	CWT	Pit Tag	Fin Clip
HS200016-E03-112-125	CHUM	150							
HS200016-E03-112-126	CHUM	152							
HS200016-E03-112-127	CHUM	163							
HS200016-E03-112-128	CHUM	141							
HS200016-E03-112-129	CHUM	170							
HS200016-E03-112-130	CHUM	160							
HS200016-E03-112-131	CHUM	125							
HS200016-E03-112-132	CHUM	150							
HS200016-E03-112-133	CHUM	121							
HS200016-E03-112-134	CHUM	124							
HS200016-E03-112-135	CHUM	149							
HS200016-E03-112-136	CHUM	150							
HS200016-E03-112-137	CHUM	141							
HS200016-E03-112-138	CHUM	154							
HS200016-E03-112-139	CHUM	154							
HS200016-E03-112-140	CHUM	155							
HS200016-E03-112-141	CHUM	148							
HS200016-E03-112-142	CHUM	154							
HS200016-E03-112-143	CHUM	119							
HS200016-E03-112-144	CHUM	123							
HS200016-E03-112-145	CHUM	142							
HS200016-E03-112-146	CHUM	128							
HS200016-E03-112-147	CHUM	152							
HS200016-E03-112-148	CHUM	108							
HS200016-E03-112-149	CHUM	150							
HS200016-E03-112-150	CHUM	132							
HS200016-E03-112-151	CHUM	160							
HS200016-E03-112-152	CHUM	160							
HS200016-E03-112-153	CHUM	146							
HS200016-E03-112-154	CHUM	146							
HS200016-E03-112-155	CHUM	140							
HS200016-E03-112-156	CHUM	136							
HS200016-E03-112-157	CHUM	139							
HS200016-E03-112-158	CHUM	166							
HS200016-E03-112-159	CHUM	142							
HS200016-E03-112-160	CHUM	151							
HS200016-E03-112-161	CHUM	147							
HS200016-E03-112-162	CHUM	155							
HS200016-E03-112-163	CHUM	141							

Table 2. Biological data collected for each salmon caught on the CCGS W.E. RICKER survey to the Gulf of Alaska, 27/06/2000 - 06/07/2000.

Fish Number	Species	Fork Length	Whole Body Weight (g wet)	Sex	Stomach Content Weight (g wet)	CWT age	CWT	Pit Tag	Fin Clip
HS200016-E03-112-164	CHUM	136							
HS200016-E03-112-165	CHUM	136							
HS200016-E03-112-166	CHUM	118							
HS200016-E03-112-167	CHUM	158							
HS200016-E03-112-168	CHUM	152							
HS200016-E03-112-169	CHUM	147							
HS200016-E03-112-170	CHUM	133							
HS200016-E03-112-171	CHUM	133							
HS200016-E03-112-172	CHUM	134							
HS200016-E03-112-173	CHUM	142							
HS200016-E03-112-174	CHUM	130							
HS200016-E03-112-175	CHUM	137							
HS200016-E03-112-176	CHUM	145							
HS200016-E03-112-177	CHUM	145							
HS200016-E03-112-178	CHUM	144							
HS200016-E03-112-179	CHUM	124							
HS200016-E03-112-180	CHUM	169							
HS200016-E03-112-181	CHUM	139							
HS200016-E03-112-182	CHUM	116							
HS200016-E03-112-183	CHUM	106							
HS200016-E03-112-184	CHUM	125							
HS200016-E03-112-185	CHUM	150							
HS200016-E03-112-186	CHUM	127							
HS200016-E03-112-187	CHUM	145							
HS200016-E03-112-188	CHUM	140							
HS200016-E03-112-189	CHUM	132							
HS200016-E03-112-190	CHUM	156							
HS200016-E03-112-191	CHUM	161							
HS200016-E03-112-192	CHUM	131							
HS200016-E03-112-193	CHUM	150							
HS200016-E03-112-194	CHUM	137							
HS200016-E03-112-195	CHUM	131							
HS200016-E03-112-196	CHUM	137							
HS200016-E03-112-197	CHUM	145							
HS200016-E03-112-198	CHUM	135							
HS200016-E03-112-199	CHUM	137							
HS200016-E03-112-200	CHUM	135							
HS200016-E03-112-201	CHUM	155							
HS200016-E03-112-202	CHUM	132							

Table 2. Biological data collected for each salmon caught on the CCGS W.E. RICKER survey to the Gulf of Alaska, 27/06/2000 - 06/07/2000.

Fish Number	Species	Fork Length	Whole Body Weight (g wet)	Sex	Stomach Content Weight (g wet)	CWT age	CWT	Pit Tag	Fin Clip
HS200016-E03-112-203	CHUM	150							
HS200016-E03-112-204	CHUM	135							
HS200016-E03-112-205	CHUM	137							
HS200016-E03-112-206	CHUM	159							
HS200016-E03-112-207	CHUM	138							
HS200016-E03-112-208	CHUM	130							
HS200016-E03-112-209	CHUM	151							
HS200016-E03-112-210	CHUM	155							
HS200016-E03-112-211	CHUM	145							
HS200016-E03-112-212	CHUM	145							
HS200016-E03-112-213	CHUM	100							
HS200016-E03-112-214	CHUM	151							
HS200016-E03-112-215	CHUM	109							
HS200016-E03-112-216	CHUM	135							
HS200016-E03-112-217	CHUM	131							
HS200016-E03-112-218	CHUM	136							
HS200016-E03-112-219	CHUM	141							
HS200016-E03-112-220	CHUM	145							
HS200016-E03-112-221	CHUM	115							
HS200016-E03-112-222	CHUM	124							
HS200016-E03-112-223	CHUM	131							
HS200016-E03-112-224	CHUM	100							
HS200016-E03-112-225	CHUM	158							
HS200016-E03-112-226	CHUM	124							
HS200016-E03-112-227	CHUM	157	42	F	0.38				
HS200016-E04-112-001	CHUM	152							
HS200016-E04-112-002	CHUM	160							
HS200016-E04-112-003	CHUM	159							
HS200016-E04-112-004	CHUM	146							
HS200016-E04-112-005	CHUM	148							
HS200016-E04-112-006	CHUM	160							
HS200016-E04-112-007	CHUM	155							
HS200016-E04-112-008	CHUM	144							
HS200016-E04-112-009	CHUM	158							
HS200016-E04-112-010	CHUM	159							
HS200016-E04-112-011	CHUM	147							
HS200016-E04-112-012	CHUM	148							
HS200016-E04-112-013	CHUM	152							
HS200016-E04-112-014	CHUM	157							

Table 2. Biological data collected for each salmon caught on the CCGS W.E. RICKER survey to the Gulf of Alaska, 27/06/2000 - 06/07/2000.

Fish Number	Species	Fork Length	Whole Body Weight (g wet)	Sex	Stomach Content Weight (g wet)	CWT age	CWT	Pit Tag	Fin Clip
HS200016-E04-112-015	CHUM	155							
HS200016-E04-112-016	CHUM	164							
HS200016-E04-112-017	CHUM	134							
HS200016-E04-112-018	CHUM	155							
HS200016-E04-112-019	CHUM	151							
HS200016-E04-112-020	CHUM	144							
HS200016-E04-112-021	CHUM	160							
HS200016-E04-112-022	CHUM	117							
HS200016-E04-112-023	CHUM	157							
HS200016-E04-112-024	CHUM	136							
HS200016-E04-112-025	CHUM	163							
HS200016-E04-112-026	CHUM	190							
HS200016-E04-112-027	CHUM	147							
HS200016-E04-112-028	CHUM	153							
HS200016-E04-112-029	CHUM	118							
HS200016-E04-112-030	CHUM	150							
HS200016-E04-112-031	CHUM	146							
HS200016-E04-112-032	CHUM	164							
HS200016-E04-112-033	CHUM	177							
HS200016-E04-112-034	CHUM	156							
HS200016-E04-112-035	CHUM	152							
HS200016-E04-112-036	CHUM	153							
HS200016-E04-112-037	CHUM	153							
HS200016-E04-112-038	CHUM	166							
HS200016-E04-112-039	CHUM	139							
HS200016-E04-112-040	CHUM	149							
HS200016-E04-112-041	CHUM	142							
HS200016-E04-112-042	CHUM	150							
HS200016-E04-112-043	CHUM	151							
HS200016-E04-112-044	CHUM	160							
HS200016-E04-112-045	CHUM	176							
HS200016-E04-112-046	CHUM	154							
HS200016-E04-112-047	CHUM	170							
HS200016-E04-112-048	CHUM	141							
HS200016-E04-112-049	CHUM	176							
HS200016-E04-112-050	CHUM	153							
HS200016-E04-112-051	CHUM	146							
HS200016-E04-112-052	CHUM	162							
HS200016-E04-112-053	CHUM	160							

Table 2. Biological data collected for each salmon caught on the CCGS W.E. RICKER survey to the Gulf of Alaska, 27/06/2000 - 06/07/2000.

Fish Number	Species	Fork Length	Whole Body Weight (g wet)	Sex	Stomach Content Weight (g wet)	CWT age	CWT	Pit Tag	Fin Clip
HS200016-E04-112-054	CHUM	153							
HS200016-E04-112-055	CHUM	158							
HS200016-E04-112-056	CHUM	146							
HS200016-E04-112-057	CHUM	156							
HS200016-E04-112-058	CHUM	150							
HS200016-E04-112-059	CHUM	168							
HS200016-E04-112-060	CHUM	162							
HS200016-E04-112-061	CHUM	157							
HS200016-E04-112-062	CHUM	152							
HS200016-E04-112-063	CHUM	146							
HS200016-E04-112-064	CHUM	152							
HS200016-E04-112-065	CHUM	147							
HS200016-E04-112-066	CHUM	150							
HS200016-E04-112-067	CHUM	147							
HS200016-E04-112-068	CHUM	151							
HS200016-E04-112-069	CHUM	156							
HS200016-E04-112-070	CHUM	153							
HS200016-E04-112-071	CHUM	164							
HS200016-E04-112-072	CHUM	160							
HS200016-E04-112-073	CHUM	170							
HS200016-E04-112-074	CHUM	144							
HS200016-E04-112-075	CHUM	152							
HS200016-E04-112-076	CHUM	148							
HS200016-E04-112-077	CHUM	158							
HS200016-E04-112-078	CHUM	136							
HS200016-E04-112-079	CHUM	164							
HS200016-E04-112-080	CHUM	162							
HS200016-E04-112-081	CHUM	153							
HS200016-E04-112-082	CHUM	140							
HS200016-E04-112-083	CHUM	139							
HS200016-E04-112-084	CHUM	155							
HS200016-E04-112-085	CHUM	127							
HS200016-E04-112-086	CHUM	145							
HS200016-E04-112-087	CHUM	155							
HS200016-E04-112-088	CHUM	158							
HS200016-E04-112-089	CHUM	152							
HS200016-E04-112-090	CHUM	153							
HS200016-E04-112-091	CHUM	174							
HS200016-E04-112-092	CHUM	131							



Table 2. Biological data collected for each salmon caught on the CCGS W.E. RICKER survey to the Gulf of Alaska, 27/06/2000 - 06/07/2000.

Fish Number	Species	Fork Length	Whole Body Weight (g wet)	Sex	Stomach Content Weight (g wet)	CWT age	CWT	Pit Tag	Fin Clip
HS200016-E04-112-093	CHUM	141							
HS200016-E04-112-094	CHUM	149							
HS200016-E04-112-095	CHUM	146							
HS200016-E04-112-096	CHUM	164							
HS200016-E04-112-097	CHUM	147							
HS200016-E04-112-098	CHUM	146							
HS200016-E04-112-099	CHUM	122							
HS200016-E04-112-100	CHUM	140							
HS200016-E04-112-101	CHUM	149							
HS200016-E04-112-102	CHUM	162							
HS200016-E04-112-103	CHUM	151							
HS200016-E04-112-104	CHUM	155							
HS200016-E04-112-105	CHUM	144							
HS200016-E04-112-106	CHUM	161							
HS200016-E04-112-107	CHUM	152							
HS200016-E04-112-108	CHUM	167							
HS200016-E04-112-109	CHUM	151							
HS200016-E04-112-110	CHUM	166							
HS200016-E04-112-111	CHUM	164							
HS200016-E04-112-112	CHUM	154							
HS200016-E04-112-113	CHUM	158							
HS200016-E04-112-114	CHUM	166							
HS200016-E04-112-115	CHUM	154							
HS200016-E04-112-116	CHUM	146							
HS200016-E04-112-117	CHUM	164							
HS200016-E04-112-118	CHUM	157							
HS200016-E04-112-119	CHUM	160							
HS200016-E04-112-120	CHUM	151							
HS200016-E04-112-121	CHUM	178							
HS200016-E04-112-122	CHUM	162							
HS200016-E04-112-123	CHUM	156							
HS200016-E04-112-124	CHUM	165							
HS200016-E04-112-125	CHUM	152							
HS200016-E04-112-126	CHUM	169							
HS200016-E04-112-127	CHUM	145							
HS200016-E04-112-128	CHUM	153							
HS200016-E04-112-129	CHUM	143							
HS200016-E04-112-130	CHUM	146							
HS200016-E04-112-131	CHUM	150							

Table 2. Biological data collected for each salmon caught on the CCGS W.E. RICKER survey to the Gulf of Alaska, 27/06/2000 - 06/07/2000.

Fish Number	Species	Fork Length	Whole Body Weight (g wet)	Sex	Stomach Content Weight (g wet)	CWT age	CWT	Pit Tag	Fin Clip
HS200016-E04-112-132	CHUM	161							
HS200016-E04-112-133	CHUM	143							
HS200016-E04-112-134	CHUM	146							
HS200016-E04-112-135	CHUM	163							
HS200016-E04-112-136	CHUM	142							
HS200016-E04-112-137	CHUM	149							
HS200016-E04-112-138	CHUM	157							
HS200016-E04-112-139	CHUM	142							
HS200016-E04-112-140	CHUM	144							
HS200016-E04-112-141	CHUM	160							
HS200016-E04-112-142	CHUM	154							
HS200016-E04-112-143	CHUM	141							
HS200016-E04-112-144	CHUM	133							
HS200016-E04-112-145	CHUM	152							
HS200016-E04-112-146	CHUM	165							
HS200016-E04-112-147	CHUM	145							
HS200016-E04-112-148	CHUM	163							
HS200016-E04-112-149	CHUM	170							
HS200016-E04-112-150	CHUM	164							
HS200016-E04-112-151	CHUM	149							
HS200016-E04-112-152	CHUM	135							
HS200016-E04-112-153	CHUM	152							
HS200016-E04-112-154	CHUM	145							
HS200016-E04-112-155	CHUM	162							
HS200016-E04-112-156	CHUM	164							
HS200016-E04-112-157	CHUM	155							
HS200016-E04-112-158	CHUM	137							
HS200016-E04-112-159	CHUM	147							
HS200016-E04-112-160	CHUM	141							
HS200016-E04-112-161	CHUM	158							
HS200016-E04-112-162	CHUM	150							
HS200016-E04-112-163	CHUM	164							
HS200016-E04-112-164	CHUM	139							
HS200016-E04-112-165	CHUM	156							
HS200016-E04-112-166	CHUM	153							
HS200016-E04-112-167	CHUM	152							
HS200016-E04-112-168	CHUM	157							
HS200016-E04-112-169	CHUM	152							
HS200016-E04-112-170	CHUM	150							

Table 2. Biological data collected for each salmon caught on the CCGS W.E. RICKER survey to the Gulf of Alaska, 27/06/2000 - 06/07/2000.

Fish Number	Species	Fork Length	Whole Body Weight (g wet)	Sex	Stomach Content Weight (g wet)	CWT age	CWT	Pit Tag	Fin Clip
HS200016-E04-112-171	CHUM	160							
HS200016-E04-112-172	CHUM	157							
HS200016-E04-112-173	CHUM	142							
HS200016-E04-112-174	CHUM	157							
HS200016-E04-112-175	CHUM	153							
HS200016-E04-112-176	CHUM	162							
HS200016-E04-112-177	CHUM	139							
HS200016-E04-112-178	CHUM	128							
HS200016-E04-112-179	CHUM	154							
HS200016-E04-112-180	CHUM	143							
HS200016-E04-112-181	CHUM	159							
HS200016-E04-112-182	CHUM	153							
HS200016-E04-112-183	CHUM	171							
HS200016-E04-112-184	CHUM	162							
HS200016-E04-112-185	CHUM	165							
HS200016-E04-112-186	CHUM	149							
HS200016-E04-112-187	CHUM	146							
HS200016-E04-112-188	CHUM	150							
HS200016-E04-112-189	CHUM	149							
HS200016-E04-112-190	CHUM	150							
HS200016-E04-112-191	CHUM	152							
HS200016-E04-112-192	CHUM	160							
HS200016-E04-112-193	CHUM	142							
HS200016-E04-112-194	CHUM	138							
HS200016-E04-112-195	CHUM	140							
HS200016-E04-112-196	CHUM	147							
HS200016-E04-112-197	CHUM	155							
HS200016-E04-112-198	CHUM	142							
HS200016-E05-112-001	CHUM	162	44	F	0.58				
HS200016-E05-112-002	CHUM	158	40	M	1.59				
HS200016-E05-112-003	CHUM	150	34	M	0.71				
HS200016-E05-112-004	CHUM	148	34	M	0.83				
HS200016-E05-112-005	CHUM	144	33	M	1.37				
HS200016-E05-112-006	CHUM	155	39	M	1.18				
HS200016-E05-112-007	CHUM	145	31	M	0.5				
HS200016-E05-112-008	CHUM	680	4678	F					
HS200016-E05-112-009	CHUM	678	4564	F					
HS200016-E05-112-010	CHUM	680	4752	M					
HS200016-FI01-112-001	CHUM	147	28	F	0.31				

Table 2. Biological data collected for each salmon caught on the CCGS W.E. RICKER survey to the Gulf of Alaska, 27/06/2000 - 06/07/2000.

Fish Number	Species	Fork Length	Whole Body Weight (g wet)	Sex	Stomach Content Weight (g wet)	CWT age	CWT	Pit Tag	Fin Clip
HS200016-FI01-112-002	CHUM	155	36	M	0.17				
HS200016-FI01-112-003	CHUM	147	29	M	0.21				
HS200016-FI01-112-004	CHUM	142	27	F	0.14				
HS200016-FI01-112-005	CHUM	142	26	M	0.12				
HS200016-FI01-112-006	CHUM	695	5030	F					
HS200016-FI01-112-007	CHUM	660	3328	M					
HS200016-FI01-112-008	CHUM	765	5658	M					
HS200016-FI01-112-009	CHUM	685	4534	M					
HS200016-FI01-112-010	CHUM	661	4708	M					
HS200016-FI01-112-011	CHUM	662	4218	F					
HS200016-FI01-112-012	CHUM	682	4004	M					
HS200016-FI02-112-001	CHUM	687	4132	F					
HS200016-FI02-112-002	CHUM	726	5372	F					
HS200016-FI02-112-003	CHUM	699	4394	M					
HS200016-FI03-112-001	CHUM	685	4356	F					
HS200016-SS01-112-001	CHUM	148	32	F	1.05				
HS200016-SS01-112-002	CHUM	123	17	F	0.24				
HS200016-SS01-112-003	CHUM	108	13	M	0.13				
HS200016-SS01-112-004	CHUM	120	17	M	0.26				
HS200016-SS01-112-005	CHUM	123	17	F	0.32				
HS200016-SS01-112-006	CHUM	112	13	M	0.14				
HS200016-SS01-112-007	CHUM	125	19	F	0.3				
HS200016-SS01-112-008	CHUM	153	38	M	0.73				
HS200016-SS01-112-009	CHUM	74	4		0.08				
HS200016-SS01-112-010	CHUM	170	49	F	0.51				
HS200016-SS01-112-011	CHUM	150	31		0.5				
HS200016-SS01-112-012	CHUM	155	36	M	0.59				
HS200016-SS01-112-013	CHUM	168	47	F	0.34				
HS200016-SS01-112-014	CHUM	142	28	F	0.23				
HS200016-SS01-112-015	CHUM	147	31	M	0.41				
HS200016-SS01-112-016	CHUM	158	38	M	0.15				
HS200016-SS01-112-017	CHUM	159	43	M	0.48				
HS200016-SS01-112-018	CHUM	160	42	F	0.66				
HS200016-SS01-112-019	CHUM	175	53	M	0.25				
HS200016-SS01-112-020	CHUM	129	19	M	0.32				
HS200016-SS01-112-021	CHUM	148	33	M	0.32				
HS200016-SS01-112-022	CHUM	157	37	M	0.26				
HS200016-SS01-112-023	CHUM	123	16						
HS200016-SS02-112-001	CHUM	132	21	M	0.16				

Table 2. Biological data collected for each salmon caught on the CCGS W.E. RICKER survey to the Gulf of Alaska, 27/06/2000 - 06/07/2000.

Fish Number	Species	Fork Length	Whole Body Weight (g wet)	Sex	Stomach Content Weight (g wet)	CWT age	CWT	Pit Tag	Fin Clip
HS200016-SS02-112-002	CHUM	136	25	M	0.46				
HS200016-SS02-112-003	CHUM	144	29	M	1.56				
HS200016-SS02-112-004	CHUM	131	22	F	0.61				
HS200016-SS02-112-005	CHUM	150	35	F	0.05				
HS200016-SS02-112-006	CHUM	105	10	M	0.17				
HS200016-SS02-112-007	CHUM	76	4	M	0.04				
HS200016-SS02-112-008	CHUM	68	3	M	0.12				
HS200016-SS02-112-009	CHUM	74	4		0.06				
HS200016-SS05-112-001	CHUM	145	27	M	0.23				
HS200016-SS05-112-002	CHUM	157	49	F	1.58				
HS200016-SS05-112-003	CHUM	154	36	F	0.53				
HS200016-SS05-112-004	CHUM	153	33	F	0.34				
HS200016-SS05-112-005	CHUM	137	23	F	0.27				
HS200016-SS05-112-006	CHUM	145	29	M	0.15				
HS200016-SS05-112-007	CHUM	138	24	M	0.2				
HS200016-SS05-112-008	CHUM	156	34	M	0.42				
HS200016-SS05-112-009	CHUM	145	27	F	0.23				
HS200016-SS05-112-010	CHUM	143	28	M	0.52				
HS200016-SS05-112-011	CHUM	85	5	M	0.15				
HS200016-SS05-112-012	CHUM	81	4	M	0.09				
HS200016-SS05-112-013	CHUM	75	4	M	0.04				
HS200016-SS05-112-014	CHUM	85	4	M	0.05				
HS200016-SS05-112-015	CHUM	75	3	M	0.04				
HS200016-SS05-112-016	CHUM	77	4	M	0.03				
HS200016-SS05-112-017	CHUM	70	3	M	0.1				
HS200016-SS05-112-018	CHUM	150	28	M	0.3				
HS200016-SS05-112-019	CHUM	73	3		0.07				
HS200016-SS05-112-020	CHUM	146	32	M	0.33				
HS200016-SS05-112-021	CHUM	71	3		0.05				
HS200016-SS05-112-022	CHUM	79	5	M	0.24				
HS200016-SS05-112-023	CHUM	78	4	M	0.07				
HS200016-SS05-112-024	CHUM	77	4	M	0.06				
HS200016-SS05-112-025	CHUM	77	4	M	0.06				
HS200016-SS05-112-026	CHUM	79	4	F	0.07				
HS200016-SS05-112-027	CHUM	74	4	M	0.04				
HS200016-SS05-112-028	CHUM	84	5	M	0.04				
HS200016-SS05-112-029	CHUM	81	5		0.06				
HS200016-SS05-112-030	CHUM	150	32	F	0.35				
HS200016-SS05-112-031	CHUM	166							

Table 2. Biological data collected for each salmon caught on the CCGS W.E. RICKER survey to the Gulf of Alaska, 27/06/2000 - 06/07/2000.

Fish Number	Species	Fork Length	Whole Body Weight (g wet)	Sex	Stomach Content Weight (g wet)	CWT age	CWT	Pit Tag	Fin Clip
HS200016-SS05-112-032	CHUM	147							
HS200016-SS05-112-033	CHUM	160							
HS200016-SS05-112-034	CHUM	147							
HS200016-SS05-112-035	CHUM	160							
HS200016-SS05-112-036	CHUM	145							
HS200016-SS05-112-037	CHUM	137							
HS200016-SS05-112-038	CHUM	145							
HS200016-SS05-112-039	CHUM	127							
HS200016-SS05-112-040	CHUM	138							
HS200016-SS05-112-041	CHUM	155							
HS200016-SS05-112-042	CHUM	160							
HS200016-SS05-112-043	CHUM	145							
HS200016-SS05-112-044	CHUM	141							
HS200016-SS05-112-045	CHUM	146							
HS200016-SS05-112-046	CHUM	147							
HS200016-SS05-112-047	CHUM	177							
HS200016-SS05-112-048	CHUM	134							
HS200016-SS05-112-049	CHUM	111							
HS200016-SS05-112-050	CHUM	161							
HS200016-SS05-112-051	CHUM	154							
HS200016-SS05-112-052	CHUM	151							
HS200016-SS05-112-053	CHUM	122							
HS200016-SS05-112-054	CHUM	129							
HS200016-SS05-112-055	CHUM	117							
HS200016-SS05-112-056	CHUM	124							
HS200016-SS05-112-057	CHUM	145							
HS200016-SS05-112-058	CHUM	135							
HS200016-SS05-112-059	CHUM	121							
HS200016-SS05-112-060	CHUM	109							
HS200016-SS05-112-061	CHUM	81							
HS200016-SS05-112-062	CHUM	71							
HS200016-SS05-112-063	CHUM	74							
HS200016-SS05-112-064	CHUM	77							
HS200016-SS05-112-065	CHUM	70							
HS200016-SS05-112-066	CHUM	84							
HS200016-SS05-112-067	CHUM	79							
HS200016-SS05-112-068	CHUM	75							
HS200016-SS05-112-069	CHUM	77							
HS200016-SS05-112-070	CHUM	73							

Table 2. Biological data collected for each salmon caught on the CCGS W.E. RICKER survey to the Gulf of Alaska, 27/06/2000 - 06/07/2000.

Fish Number	Species	Fork Length	Whole Body Weight (g wet)	Sex	Stomach Content Weight (g wet)	CWT age	CWT	Pit Tag	Fin Clip
HS200016-SS05-112-071	CHUM	83							
HS200016-SS05-112-072	CHUM	74							
HS200016-SS05-112-073	CHUM	63							
HS200016-SS05-112-074	CHUM	77							
HS200016-SS05-112-075	CHUM	82							
HS200016-SS05-112-076	CHUM	84							
HS200016-SS05-112-077	CHUM	82							
HS200016-SS05-112-078	CHUM	100							
HS200016-SS05-112-079	CHUM	96							
HS200016-SS05-112-080	CHUM	75							
HS200016-SS05-112-081	CHUM	79							
HS200016-SS05-112-082	CHUM	76							
HS200016-SS05-112-083	CHUM	94							
HS200016-SS05-112-084	CHUM	76							
HS200016-SS05-112-085	CHUM	72							
HS200016-SS05-112-086	CHUM	81							
HS200016-SS05-112-087	CHUM	83							
HS200016-SS05-112-088	CHUM	80							
HS200016-SS05-112-089	CHUM	75							
HS200016-SS05-112-090	CHUM	77							
HS200016-SS05-112-091	CHUM	76							
HS200016-SS05-112-092	CHUM	79							
HS200016-SS05-112-093	CHUM	79							
HS200016-SS05-112-094	CHUM	78							
HS200016-SS05-112-095	CHUM	77							
HS200016-SS05-112-096	CHUM	78							
HS200016-SS05-112-097	CHUM	74							
HS200016-SS05-112-098	CHUM	101							
HS200016-SS05-112-099	CHUM	83							
HS200016-SS05-112-100	CHUM	78							
HS200016-SS05-112-101	CHUM	73							
HS200016-SS05-112-102	CHUM	83							
HS200016-SS05-112-103	CHUM	80							
HS200016-SS07-112-001	CHUM	154	34	M	0.41				
HS200016-T03-112-001	CHUM	146	31	F	0.3				
HS200016-T03-112-002	CHUM	126	20	M	0.29				
HS200016-T03-112-003	CHUM	127	20	F	0.15				
HS200016-T03-112-004	CHUM	117	15	M	0.21				
HS200016-T03-112-005	CHUM	120	15	M	0.14				

Table 2. Biological data collected for each salmon caught on the CCGS W.E. RICKER survey to the Gulf of Alaska, 27/06/2000 - 06/07/2000.

Fish Number	Species	Fork Length	Whole Body Weight (g wet)	Sex	Stomach Content Weight (g wet)	CWT age	CWT	Pit Tag	Fin Clip
HS200016-T03-112-006	CHUM	127	20	M	0.35				
HS200016-T03-112-007	CHUM	132	22	M	0.27				
HS200016-T03-112-008	CHUM	128	18	M	0.25				
HS200016-T03-112-009	CHUM	125	17	F	0.16				
HS200016-T03-112-010	CHUM	123	18	F	0.22				
HS200016-T03-112-011	CHUM	126	18	M	0.22				
HS200016-T03-112-012	CHUM	127	19	F	0.25				
HS200016-T03-112-013	CHUM	117	16	M	0.29				
HS200016-T03-112-014	CHUM	136	25	M	0.34				
HS200016-T03-112-015	CHUM	127	20	M	0.2				
HS200016-T03-112-016	CHUM	122	16	M	0.15				
HS200016-T03-112-017	CHUM	116	14	F	0.12				
HS200016-T03-112-018	CHUM	128	18	F	0.09				
HS200016-T03-112-019	CHUM	131	20	M	0.14				
HS200016-T03-112-020	CHUM	137	24	M	0.57				
HS200016-T03-112-021	CHUM	125	18	M	0.25				
HS200016-T03-112-022	CHUM	122	17	M	0.13				
HS200016-T03-112-023	CHUM	127	18	M	0.12				
HS200016-T03-112-024	CHUM	131	19	F	0.34				
HS200016-T03-112-025	CHUM	114	14	F	0.2				
HS200016-T03-112-026	CHUM	138	25	M	0.28				
HS200016-T03-112-027	CHUM	128	18	M	0.1				
HS200016-T03-112-028	CHUM	119	16	M	0.15				
HS200016-T03-112-029	CHUM	127	20	M	0.14				
HS200016-T03-112-030	CHUM	119	16	F	0.15				
HS200016-T03-112-031	CHUM	123							
HS200016-T03-112-032	CHUM	109							
HS200016-T03-112-033	CHUM	117							
HS200016-T03-112-034	CHUM	132							
HS200016-T03-112-035	CHUM	119							
HS200016-T03-112-036	CHUM	134							
HS200016-T03-112-037	CHUM	112							
HS200016-T03-112-038	CHUM	128							
HS200016-T03-112-039	CHUM	120							
HS200016-T03-112-040	CHUM	120							
HS200016-T04-112-001	CHUM	135	24	M	1.03				
HS200016-T04-112-002	CHUM	142	28	M	0.28				
HS200016-T04-112-003	CHUM	152	35	F	1.89				
HS200016-T05-112-001	CHUM	134	24	M	0.21				



Table 2. Biological data collected for each salmon caught on the CCGS W.E. RICKER survey to the Gulf of Alaska, 27/06/2000 - 06/07/2000.

Fish Number	Species	Fork Length	Whole Body Weight (g wet)	Sex	Stomach Content Weight (g wet)	CWT age	CWT	Pit Tag	Fin Clip
HS200016-T05-112-002	CHUM	120	15	M	0.12				
HS200016-T05-112-003	CHUM	112	13	M	0.37				
HS200016-T05-112-004	CHUM	150	34	M	1.33				
HS200016-T05-112-005	CHUM	136	25	F	0.61				
HS200016-T05-112-006	CHUM	162	43	M	2.56				
HS200016-T05-112-007	CHUM	128	23	F	1.44				
HS200016-T05-112-008	CHUM	140	26	M	0.42				
HS200016-T05-112-009	CHUM	121	17	M	0.58				
HS200016-T05-112-010	CHUM	128	18	M	0.19				
HS200016-T05-112-011	CHUM	122	18	M	0.24				
HS200016-T05-112-012	CHUM	114	12	M	0.1				
HS200016-T05-112-013	CHUM	126	19	M	0.44				
HS200016-T05-112-014	CHUM	116	14	M	0.14				
HS200016-T07-112-001	CHUM	130	20		0.56				
HS200016-T07-112-002	CHUM	112	13	F	0.44				
HS200016-T07-112-003	CHUM	122	15	M	0.25				
HS200016-T07-112-004	CHUM	150	32	M	0.47				
HS200016-T07-112-005	CHUM	135	21	M	0.36				
HS200016-T07-112-006	CHUM	126	20	M	0.44				
HS200016-T07-112-007	CHUM	136	25		0.53				
HS200016-T07-112-008	CHUM	137	23		0.52				
HS200016-T07-112-009	CHUM	128	20		0.47				
HS200016-T07-112-010	CHUM	138	26	F	0.45				
HS200016-T07-112-011	CHUM	135	23		0.67				
HS200016-T07-112-012	CHUM	132	22		0.23				
HS200016-T07-112-013	CHUM	130	20	M	0.23				
HS200016-T07-112-014	CHUM	129	21		0.34				
HS200016-T07-112-015	CHUM	123	18	F	0.51				
HS200016-T07-112-016	CHUM	133	21		0.45				
HS200016-T07-112-018	CHUM	127	19		0.31				
HS200016-T07-112-019	CHUM	150	32	M	0.84				
HS200016-T07-112-020	CHUM	165	45	F	0.66				
HS200016-T07-112-021	CHUM	140	28	M	0.59				
HS200016-T07-112-022	CHUM	165	48	F	1.31				
HS200016-T07-112-023	CHUM	158	40	M	0.66				
HS200016-T07-112-024	CHUM	130	20	M	0.16				
HS200016-T07-112-025	CHUM	123	18	M	0.17				
HS200016-T07-112-026	CHUM	140	26	M	0.35				
HS200016-T07-112-027	CHUM	138	26	M	0.46				

Table 2. Biological data collected for each salmon caught on the CCGS W.E. RICKER survey to the Gulf of Alaska, 27/06/2000 - 06/07/2000.

Fish Number	Species	Fork Length	Whole Body Weight (g wet)	Sex	Stomach Content Weight (g wet)	CWT age	CWT	Pit Tag	Fin Clip
HS200016-T07-112-028	CHUM	143	30	F	0.31				
HS200016-T07-112-029	CHUM	151	35	F	0.29				
HS200016-T07-112-030	CHUM	128	21	M	0.41				
HS200016-T07-112-031	CHUM	123	19	F	0.24				
HS200016-T07-112-032	CHUM	151	32	M	0.27				
HS200016-T07-112-033	CHUM	140	26	F	0.3				
HS200016-T07-112-034	CHUM	145	29	M	0.42				
HS200016-T07-112-035	CHUM	132	25	M	0.44				
HS200016-T07-112-036	CHUM	144	29	F	0.4				
HS200016-T07-112-037	CHUM	151	33	F	0.51				
HS200016-T07-112-038	CHUM	125	20	M	0.29				
HS200016-T07-112-039	CHUM	149	34	F	0.83				
HS200016-T07-112-040	CHUM	137	26	M	0.18				
HS200016-T07-112-041	CHUM	130	20	M	0.34				
HS200016-T07-112-042	CHUM	118	15	M	0.24				
HS200016-T07-112-043	CHUM	147	31	M	0.43				
HS200016-T08-112-001	CHUM	138	25	M	0.45				
HS200016-T08-112-002	CHUM	118	15	F	0.43				
HS200016-T08-112-003	CHUM	130	20	M	0.38				
HS200016-T08-112-004	CHUM	135	24	M	0.74				
HS200016-T08-112-005	CHUM	140	27	F	0.83				
HS200016-T08-112-006	CHUM	137	29	M	0.64				
HS200016-T08-112-007	CHUM	138	25	M	0.8				
HS200016-T08-112-008	CHUM	134	24	M	0.47				
HS200016-T08-112-009	CHUM	149	33	F	0.53				
HS200016-T08-112-010	CHUM	112	13	M	0.49				
HS200016-T08-112-011	CHUM	137	28	M	0.8				
HS200016-T08-112-012	CHUM	149	35	F	0.76				
HS200016-T08-112-013	CHUM	168	47	M	0.64				
HS200016-T08-112-015	CHUM	146	30	M	1.09				
HS200016-T08-112-016	CHUM	158	38	F	1.05				
HS200016-T08-112-017	CHUM	153	35	F	0.68				
HS200016-T08-112-018	CHUM	131	22	M	0.71				
HS200016-T08-112-019	CHUM	115	14	M	0.63				
HS200016-T08-112-020	CHUM	142	29	F	0.47				
HS200016-T08-112-021	CHUM	133	23	M	0.53				
HS200016-T08-112-022	CHUM	154	39	F	0.33				
HS200016-T08-112-023	CHUM	810		M					
HS200016-T09-112-001	CHUM	129	18	M	0.2				

Table 2. Biological data collected for each salmon caught on the CCGS W.E. RICKER survey to the Gulf of Alaska, 27/06/2000 - 06/07/2000.

Fish Number	Species	Fork Length	Whole Body Weight (g wet)	Sex	Stomach Content Weight (g wet)	CWT age	CWT	Pit Tag	Fin Clip
HS200016-T09-112-002	CHUM	121	17	F	0.18				
HS200016-T09-112-003	CHUM	131	21	F	0.26				
HS200016-T09-112-004	CHUM	130	19	F	0.22				
HS200016-X01-112-001	CHUM	181	62	F	0.62				
HS200016-X01-112-002	CHUM	185	66	M	0.81				
HS200016-X01-112-003	CHUM	192	81	M	0.12				
HS200016-X01-112-004	CHUM	178	60	F	0.06				
HS200016-X01-112-005	CHUM	190	72	M	0.07				
HS200016-X01-112-006	CHUM	177	61	M	0.21				
HS200016-X01-112-007	CHUM	167	48	F	0.4				
HS200016-X01-112-008	CHUM	170	59	M	0.78				
HS200016-X01-112-009	CHUM	176	57	M	0.51				
HS200016-X01-112-010	CHUM	115	16	M	0.31				
HS200016-X01-112-011	CHUM	112	15	M	0.16				
HS200016-X01-112-012	CHUM	118	17	M	0.23				
HS200016-X01-112-013	CHUM	125	20	M	0.39				
HS200016-X01-112-014	CHUM	126	20	F	0.29				
HS200016-X01-112-015	CHUM	126	20	M	0.59				
HS200016-X01-112-016	CHUM	151	38	M	0.55				
HS200016-X01-112-017	CHUM	136	24	M	0.46				
HS200016-X01-112-018	CHUM	127	21	M	0.34				
HS200016-X01-112-019	CHUM	109	13	F	0.26				
HS200016-X01-112-020	CHUM	176	55	F	0.57				
HS200016-X01-112-021	CHUM	178	63	M	0.83				
HS200016-X01-112-022	CHUM	173	52	F	0.44				
HS200016-X01-112-023	CHUM	148	33	M	0.6				
HS200016-X01-112-024	CHUM	141	30	F	0.36				
HS200016-X01-112-025	CHUM	116	17	M	0.21				
HS200016-X01-112-026	CHUM	117	17	F	0.39				
HS200016-X01-112-027	CHUM	133	24	M	0.37				
HS200016-X01-112-028	CHUM	113	15	F	0.53				
HS200016-X01-112-029	CHUM	114	16	F	0.2				
HS200016-X01-112-030	CHUM	126	20	F	0.36				
HS200016-X01-112-031	CHUM	182							
HS200016-X01-112-032	CHUM	183							
HS200016-X01-112-033	CHUM	136							
HS200016-X01-112-034	CHUM	155							
HS200016-X01-112-035	CHUM	126							
HS200016-X01-112-036	CHUM	144							

Table 2. Biological data collected for each salmon caught on the CCGS W.E. RICKER survey to the Gulf of Alaska, 27/06/2000 - 06/07/2000.

Fish Number	Species	Fork Length	Whole Body Weight (g wet)	Sex	Stomach Content Weight (g wet)	CWT age	CWT	Pit Tag	Fin Clip
HS200016-X01-112-037	CHUM	137							
HS200016-X01-112-038	CHUM	145							
HS200016-X01-112-039	CHUM	118							
HS200016-X01-112-040	CHUM	109							
HS200016-X01-112-041	CHUM	105							
HS200016-X06-112-001	CHUM	714	4818	F					
HS200016-X06-112-002	CHUM	675	3920	F					
HS200016-X06-112-003	CHUM	751	5536	F					
HS200016-X06-112-004	CHUM	754		M					
HS200016-X07-112-001	CHUM	680	3844	F					
HS200016-X08-112-001	CHUM	165	51	F	0.98				
HS200016-X08-112-002	CHUM	171	55	M	0.87				
HS200016-X08-112-003	CHUM	163	46	M	0.82				
HS200016-X08-112-004	CHUM	187	68	M	0.56				
HS200016-X08-112-005	CHUM	195	77	M	0.77				
HS200016-X08-112-006	CHUM	168	50	F	0.45				
HS200016-X08-112-007	CHUM	195	80	M	1.53				
HS200016-X08-112-008	CHUM	178	61	M	0.56				
HS200016-X08-112-009	CHUM	168	49	M	0.65				
HS200016-X08-112-010	CHUM	180	59	F	0.86				
HS200016-X08-112-011	CHUM	179	56	M	0.58				
HS200016-X08-112-012	CHUM	171	53	F	1.08				
HS200016-X08-112-013	CHUM	174	55	M	0.66				
HS200016-X08-112-014	CHUM	162	46	F	1.04				
HS200016-X08-112-015	CHUM	159	43	M	0.88				
HS200016-X08-112-016	CHUM	156	41	M	0.95				
HS200016-X08-112-017	CHUM	170	52	F	0.63				
HS200016-X08-112-018	CHUM	187	70	M	0.98				
HS200016-X08-112-019	CHUM	166	44	F	0.67				
HS200016-X08-112-020	CHUM	168	53	M	0.71				
HS200016-X08-112-021	CHUM	163	47	F	0.68				
HS200016-X08-112-022	CHUM	173	55	M	0.71				
HS200016-X08-112-023	CHUM	184	70	M	0.83				
HS200016-X08-112-024	CHUM	168	50	F	0.95				
HS200016-X08-112-025	CHUM	163	43	F	0.61				
HS200016-X08-112-026	CHUM	173	53	M	1.29				
HS200016-X08-112-027	CHUM	154	35	M	0.85				
HS200016-X08-112-028	CHUM	162	46	M	0.47				
HS200016-X08-112-029	CHUM	171	49	M	1.18				

Table 2. Biological data collected for each salmon caught on the CCGS W.E. RICKER survey to the Gulf of Alaska, 27/06/2000 - 06/07/2000.

Fish Number	Species	Fork Length	Whole Body Weight (g wet)	Sex	Stomach Content Weight (g wet)	CWT age	CWT	Pit Tag	Fin Clip
HS200016-X08-112-030	CHUM	151	36	M	0.66				
HS200016-X08-112-031	CHUM	158							
HS200016-X08-112-032	CHUM	171							
HS200016-X08-112-033	CHUM	173							
HS200016-X08-112-034	CHUM	182							
HS200016-X08-112-035	CHUM	168							
HS200016-X08-112-036	CHUM	168							
HS200016-X08-112-037	CHUM	170							
HS200016-X08-112-038	CHUM	164							
HS200016-X08-112-039	CHUM	150							
HS200016-X08-112-040	CHUM	182							
HS200016-X08-112-041	CHUM	152							
HS200016-X08-112-042	CHUM	180							
HS200016-X08-112-043	CHUM	164							
HS200016-X08-112-044	CHUM	175							
HS200016-X08-112-045	CHUM	171							
HS200016-X08-112-046	CHUM	161							
HS200016-X08-112-047	CHUM	163							
HS200016-X08-112-048	CHUM	171							
HS200016-X08-112-049	CHUM	167							
HS200016-X08-112-050	CHUM	161							
HS200016-X08-112-051	CHUM	163							
HS200016-X08-112-052	CHUM	146							
HS200016-X08-112-053	CHUM	160							
HS200016-X08-112-054	CHUM	171							
HS200016-X08-112-055	CHUM	166							
HS200016-X08-112-056	CHUM	163							
HS200016-X08-112-057	CHUM	142							
HS200016-X08-112-058	CHUM	154							
HS200016-X08-112-059	CHUM	161							
HS200016-X08-112-060	CHUM	163							
HS200016-X08-112-061	CHUM	162							
HS200016-X08-112-062	CHUM	185							
HS200016-X08-112-063	CHUM	170							
HS200016-X08-112-064	CHUM	139							
HS200016-X08-112-065	CHUM	572	2406	M					
HS200016-X08-112-066	CHUM	682	4150	F					
HS200016-X08-112-067	CHUM	831		M					
HS200016-X08-112-068	CHUM	668	4272	F					

Table 2. Biological data collected for each salmon caught on the CCGS W.E. RICKER survey to the Gulf of Alaska, 27/06/2000 - 06/07/2000.

Fish Number	Species	Fork Length	Whole Body Weight (g wet)	Sex	Stomach Content Weight (g wet)	CWT age	CWT	Pit Tag	Fin Clip
HS200016-CA01-115-001	COHO	390	760	F	32.48				
HS200016-CA01-115-002	COHO	624	2628	F					
HS200016-CA01-115-003	COHO	526	2046	F					
HS200016-E01-115-001	COHO	187	90	M	5.83				
HS200016-E01-115-002	COHO	198	89	F	0.87				
HS200016-E01-115-003	COHO	188	84	F	1.26				
HS200016-E01-115-004	COHO	210	121	F	4.46				
HS200016-E01-115-005	COHO	193	84	F	3.6				AD
HS200016-E01-115-006	COHO	180	69	M	1.71				
HS200016-E01-115-007	COHO	202	99	M	1.16				AD
HS200016-E01-115-008	COHO	205	106	F	3.61				
HS200016-E01-115-009	COHO	216	125	F	1.32				AD
HS200016-E01-115-010	COHO	185	74	M	0.94				AD
HS200016-E01-115-011	COHO	379	702	F	32.82				AD
HS200016-E01-115-012	COHO	610	2835	M					
HS200016-E01-115-013	COHO	526	2100	M					
HS200016-E01-115-014	COHO	485	1518	F					AD
HS200016-E01-115-015	COHO	434	1089	F					AD
HS200016-E01-115-016	COHO	461	1239	F					
HS200016-E01-115-017	COHO	492	1454	F					
HS200016-E01-115-018	COHO	467	1292	F					
HS200016-E01-115-019	COHO	545	2367	F					
HS200016-E01-115-020	COHO	473	1538	M					
HS200016-E01-115-021	COHO	583	2822	F					
HS200016-E01-115-022	COHO	430	1040	F					
HS200016-E01-115-023	COHO	558	2468	M					
HS200016-E01-115-024	COHO	421	1061	M					
HS200016-E01-115-025	COHO	510	1649	M					AD
HS200016-E01-115-026	COHO	480	1537	F					
HS200016-E01-115-027	COHO	546	2464	M					
HS200016-E01-115-028	COHO	441	1096	F					
HS200016-E01-115-029	COHO	548	2218	F					
HS200016-E01-115-030	COHO	470	1264	F					
HS200016-E01-115-031	COHO	434	1149	F					
HS200016-E01-115-032	COHO	509	1621	F					AD
HS200016-E01-115-033	COHO	527	1962	F					AD
HS200016-E01-115-034	COHO	510	1826	F		1.1	T210138		AD
HS200016-E01-115-035	COHO	632	3624						
HS200016-E01-115-036	COHO	568	2635						

Table 2. Biological data collected for each salmon caught on the CCGS W.E. RICKER survey to the Gulf of Alaska, 27/06/2000 - 06/07/2000.

Fish Number	Species	Fork Length	Whole Body Weight (g wet)	Sex	Stomach Content Weight (g wet)	CWT age	CWT	Pit Tag	Fin Clip
HS200016-E01-115-037	COHO	409	981						
HS200016-E01-115-038	COHO	550	2148						
HS200016-E01-115-039	COHO	490	1578						
HS200016-E01-115-040	COHO	521	2049						
HS200016-E01-115-041	COHO	487	1390						
HS200016-E01-115-042	COHO	480	1505						AD
HS200016-E01-115-043	COHO	535	2130						
HS200016-E01-115-044	COHO	498	1699						
HS200016-E01-115-045	COHO	515	1560						
HS200016-E01-115-046	COHO	585	2456						
HS200016-E01-115-047	COHO	476	1435						AD
HS200016-E01-115-048	COHO	575	2766						
HS200016-E01-115-049	COHO	500	1638						AD
HS200016-E01-115-050	COHO	460	1322						AD
HS200016-E01-115-051	COHO	480	1537						
HS200016-E01-115-052	COHO	536	2060						AD
HS200016-E01-115-053	COHO	510	2021						
HS200016-E01-115-054	COHO	519	2176						
HS200016-E01-115-055	COHO	495	1728						
HS200016-E01-115-056	COHO	455	1317						
HS200016-E01-115-057	COHO	503	1834						
HS200016-E01-115-058	COHO	490	1664						
HS200016-E01-115-059	COHO	502	1941						
HS200016-E01-115-060	COHO	445	1049						AD
HS200016-E02-115-001	COHO	235	156	M	2.74	1.0	T631225		AD
HS200016-E02-115-002	COHO	305	371	PM	2.48				AD
HS200016-E02-115-003	COHO	225	148	M	5.57				AD
HS200016-E02-115-004	COHO	232	152	F	3.49				AD
HS200016-E02-115-005	COHO	218	146	F	10.6				
HS200016-E02-115-006	COHO	216	122	F	2.38				AD
HS200016-E02-115-007	COHO	214	128	M	4.94				AD
HS200016-E02-115-008	COHO	234	140	F	1.74				AD
HS200016-E02-115-009	COHO	216	124	M	3.46				AD
HS200016-E02-115-010	COHO	229	141	F	2.52				AD
HS200016-E02-115-011	COHO	212	114	F	1.58				AD
HS200016-E02-115-012	COHO	223	129	F	1.67				AD
HS200016-E02-115-013	COHO	217	130	M	5.5				AD
HS200016-E02-115-014	COHO	216	107	M	0.86				AD
HS200016-E02-115-015	COHO	221	136	M	1.91				AD

Table 2. Biological data collected for each salmon caught on the CCGS W.E. RICKER survey to the Gulf of Alaska, 27/06/2000 - 06/07/2000.

Fish Number	Species	Fork Length	Whole Body Weight (g wet)	Sex	Stomach Content Weight (g wet)	CWT age	CWT	Pit Tag	Fin Clip
HS200016-E02-115-016	COHO	201	100	F	1.15				
HS200016-E02-115-017	COHO	216	133	F	4.6				AD
HS200016-E02-115-018	COHO	229	156	M	6.29				AD
HS200016-E02-115-019	COHO	208	99	F	1.62				AD
HS200016-E02-115-020	COHO	222	133	M	4.62				AD
HS200016-E02-115-021	COHO	186	77	M	1.08				AD
HS200016-E02-115-022	COHO	221	131	M	7.74	1.0	T092915		
HS200016-E02-115-023	COHO	191	86	F	3.58				
HS200016-E02-115-024	COHO	222	125	M	0.28				AD
HS200016-E02-115-025	COHO	211	113	M	0.92				AD
HS200016-E02-115-026	COHO	207	95	M	1.29				AD
HS200016-E02-115-027	COHO	190	85	F	1.89				
HS200016-E02-115-028	COHO	204	98	F	0.83				AD
HS200016-E02-115-029	COHO	165	53	M	3.32				
HS200016-E02-115-030	COHO	215	116	F	1.39				AD
HS200016-E02-115-031	COHO	184	77	F	5.15				
HS200016-E02-115-032	COHO	200	104	F	1.4				
HS200016-E02-115-033	COHO	204	96	M	1.77	0.0	T630914		AD
HS200016-E02-115-034	COHO	162	47	F	1.6				AD
HS200016-E02-115-035	COHO	204	106	F	4.51				AD
HS200016-E02-115-037	COHO	233	136	M	0.94				AD
HS200016-E02-115-038	COHO	180	74	M	1.75				
HS200016-E02-115-039	COHO	169	65	M	2.62				
HS200016-E02-115-040	COHO	204	107	M	1.22				AD
HS200016-E02-115-041	COHO	210	110	F	0.99				
HS200016-E02-115-042	COHO	267	240	M	4.44				AD
HS200016-E02-115-043	COHO	250	201	F	8.49				AD
HS200016-E02-115-044	COHO	220	134	F	0.89				AD
HS200016-E02-115-045	COHO	531	2293	M					
HS200016-E02-115-046	COHO	470	1258	F					
HS200016-E02-115-047	COHO	479	1463	M					
HS200016-E02-115-048	COHO	540	2147	F					AD
HS200016-E02-115-049	COHO	514	2049	F					
HS200016-E02-115-050	COHO	476	1462	F					
HS200016-E02-115-051	COHO	495	1702	F					
HS200016-E02-115-052	COHO	525	2142	M					AD
HS200016-E02-115-053	COHO	498	1741	F					AD
HS200016-E02-115-054	COHO	560	2669	F		1.1	T630810		AD
HS200016-E02-115-055	COHO	627	3042	F					



Table 2. Biological data collected for each salmon caught on the CCGS W.E. RICKER survey to the Gulf of Alaska, 27/06/2000 - 06/07/2000.

Fish Number	Species	Fork Length	Whole Body Weight (g wet)	Sex	Stomach Content Weight (g wet)	CWT age	CWT	Pit Tag	Fin Clip
HS200016-E02-115-056	COHO	605	2926	F					
HS200016-E02-115-057	COHO	468	1307	F					AD
HS200016-E02-115-058	COHO	518	2033	F					
HS200016-E02-115-059	COHO	492	1526	F					AD
HS200016-E02-115-060	COHO	507	1660	F					
HS200016-E02-115-061	COHO	502	1769	F					
HS200016-E02-115-062	COHO	568	2963	M					AD
HS200016-E02-115-063	COHO	585	2372	F					
HS200016-E02-115-064	COHO	482	1446	F					AD
HS200016-E02-115-065	COHO	484	1540	M		1.1	T183857		AD
HS200016-E02-115-066	COHO	575	2993	M		1.1	T630809		
HS200016-E02-115-067	COHO	535	2319						
HS200016-E02-115-068	COHO	623	3370						
HS200016-E02-115-069	COHO	543	2292						
HS200016-E02-115-070	COHO	520	1900						AD
HS200016-E02-115-071	COHO	586	2966						
HS200016-E02-115-072	COHO	513	2096						
HS200016-E02-115-073	COHO	546	2399						
HS200016-E02-115-074	COHO	613	3246						
HS200016-E02-115-075	COHO	587	2282						AD
HS200016-E02-115-076	COHO	568	2483						
HS200016-E02-115-077	COHO	550	2388						
HS200016-E02-115-078	COHO	680	5066						
HS200016-E02-115-079	COHO	570	2488						
HS200016-E02-115-080	COHO	580	2574						AD
HS200016-E02-115-081	COHO	239	156	F	2.43	1.0	T055216		AD
HS200016-E03-115-001	COHO	183	83	F	2.65				
HS200016-E03-115-002	COHO	224	135	M	3.1				AD
HS200016-E03-115-003	COHO	211	109	M	7.56				AD
HS200016-E03-115-004	COHO	209	107	M	3.15				
HS200016-E03-115-005	COHO	217	127	M	3.94				
HS200016-E03-115-006	COHO	169	55	M	1.63				
HS200016-E03-115-007	COHO	150	42	F	1.47				
HS200016-E03-115-009	COHO	221	134	F	5.07				
HS200016-E03-115-010	COHO	178	77	M	4.8				
HS200016-E03-115-011	COHO	201	90	F	4.82				AD
HS200016-E03-115-012	COHO	222	120	M	2.87				AD
HS200016-E03-115-013	COHO	207	103	F					AD
HS200016-E03-115-014	COHO	216	128	M	9.11				AD

Table 2. Biological data collected for each salmon caught on the CCGS W.E. RICKER survey to the Gulf of Alaska, 27/06/2000 - 06/07/2000.

Fish Number	Species	Fork Length	Whole Body Weight (g wet)	Sex	Stomach Content Weight (g wet)	CWT age	CWT	Pit Tag	Fin Clip
HS200016-E03-115-015	COHO	211	107	M	4.87				
HS200016-E03-115-016	COHO	192	87	F	4.04				
HS200016-E03-115-017	COHO	176	69	F	2.12	1.0	T055216		
HS200016-E03-115-018	COHO	232	143	F	4.66				AD
HS200016-E03-115-019	COHO	229	143	F	9.49				AD
HS200016-E03-115-020	COHO	213	113	F	2.99				AD
HS200016-E03-115-021	COHO	225	151	F	7.18				AD
HS200016-E03-115-022	COHO	216	117	F	1.25	0.0	T630914		AD
HS200016-E03-115-023	COHO	177	65	M	0.64				
HS200016-E03-115-024	COHO	214	114	F	2.94				
HS200016-E03-115-025	COHO	239	161	M	5.95	2.0	T630823		AD
HS200016-E03-115-026	COHO	257	115	M	9.34	1.0	T092707		
HS200016-E03-115-027	COHO	155	44	F	0.71				
HS200016-E03-115-028	COHO	240	181	M	6.13				
HS200016-E03-115-029	COHO	210	105	F	5.53				AD
HS200016-E03-115-030	COHO	211	112		3.87				
HS200016-E03-115-031	COHO	168	58	F	1.74				
HS200016-E03-115-032	COHO	195	96	M	1.45				
HS200016-E03-115-033	COHO	216							AD
HS200016-E03-115-034	COHO	204							
HS200016-E03-115-035	COHO	209							
HS200016-E03-115-036	COHO	184							AD
HS200016-E03-115-037	COHO	190							
HS200016-E03-115-038	COHO	199							AD
HS200016-E03-115-039	COHO	257							
HS200016-E03-115-040	COHO	225							
HS200016-E03-115-041	COHO	179							
HS200016-E03-115-042	COHO	189							AD
HS200016-E03-115-043	COHO	198							
HS200016-E03-115-044	COHO	236							AD
HS200016-E03-115-045	COHO	173							
HS200016-E03-115-046	COHO	205							AD
HS200016-E03-115-047	COHO	220							
HS200016-E03-115-048	COHO	188							
HS200016-E03-115-049	COHO	193							
HS200016-E03-115-050	COHO	174							
HS200016-E03-115-051	COHO	206							AD
HS200016-E03-115-052	COHO	234							AD
HS200016-E03-115-053	COHO	218							AD

Table 2. Biological data collected for each salmon caught on the CCGS W.E. RICKER survey to the Gulf of Alaska, 27/06/2000 - 06/07/2000.

Fish Number	Species	Fork Length	Whole Body Weight (g wet)	Sex	Stomach Content Weight (g wet)	CWT age	CWT	Pit Tag	Fin Clip
HS200016-E03-115-054	COHO	184							
HS200016-E03-115-055	COHO	168							
HS200016-E03-115-056	COHO	190							
HS200016-E03-115-057	COHO	206							AD
HS200016-E03-115-058	COHO	182							
HS200016-E03-115-059	COHO	157							
HS200016-E03-115-060	COHO	216							AD
HS200016-E03-115-061	COHO	213							AD
HS200016-E03-115-062	COHO	236							AD
HS200016-E03-115-063	COHO	189							
HS200016-E03-115-064	COHO	198							
HS200016-E03-115-065	COHO	223							AD
HS200016-E03-115-066	COHO	209							AD
HS200016-E03-115-067	COHO	197							
HS200016-E03-115-068	COHO	216							AD
HS200016-E03-115-069	COHO	170							
HS200016-E03-115-070	COHO	194							
HS200016-E03-115-071	COHO	212							AD
HS200016-E03-115-072	COHO	209							
HS200016-E03-115-073	COHO	218							AD
HS200016-E03-115-074	COHO	172							
HS200016-E03-115-075	COHO	219							AD
HS200016-E03-115-076	COHO	202							AD
HS200016-E03-115-077	COHO	168							
HS200016-E03-115-078	COHO	193							
HS200016-E03-115-079	COHO	223							AD
HS200016-E03-115-080	COHO	186							
HS200016-E03-115-081	COHO	212							AD
HS200016-E03-115-082	COHO	159							
HS200016-E03-115-083	COHO	236							AD
HS200016-E03-115-084	COHO	202							AD
HS200016-E03-115-085	COHO	164							
HS200016-E03-115-086	COHO	205							
HS200016-E03-115-087	COHO	183							
HS200016-E03-115-088	COHO	200							
HS200016-E03-115-089	COHO	203							
HS200016-E03-115-090	COHO	202							AD
HS200016-E03-115-091	COHO	199							
HS200016-E03-115-092	COHO	218							

Table 2. Biological data collected for each salmon caught on the CCGS W.E. RICKER survey to the Gulf of Alaska, 27/06/2000 - 06/07/2000.

Fish Number	Species	Fork Length	Whole Body Weight (g wet)	Sex	Stomach Content Weight (g wet)	CWT age	CWT	Pit Tag	Fin Clip
HS200016-E03-115-093	COHO	221							AD
HS200016-E03-115-094	COHO	215							
HS200016-E03-115-095	COHO	245							AD
HS200016-E03-115-096	COHO	183							
HS200016-E03-115-097	COHO	183							
HS200016-E03-115-098	COHO	175							
HS200016-E03-115-099	COHO	170							
HS200016-E03-115-100	COHO	229							AD
HS200016-E03-115-101	COHO	131							
HS200016-E03-115-102	COHO	195							
HS200016-E03-115-103	COHO	152							
HS200016-E03-115-104	COHO	171							
HS200016-E03-115-105	COHO	188							
HS200016-E03-115-106	COHO	224							AD
HS200016-E03-115-107	COHO	250							AD
HS200016-E03-115-108	COHO	206							AD
HS200016-E03-115-109	COHO	164							AD
HS200016-E03-115-110	COHO	242							
HS200016-E03-115-111	COHO	219							AD
HS200016-E03-115-112	COHO	213							AD
HS200016-E03-115-113	COHO	213							AD
HS200016-E03-115-114	COHO	175							
HS200016-E03-115-115	COHO	167							
HS200016-E03-115-116	COHO	253							
HS200016-E03-115-117	COHO	190							
HS200016-E03-115-118	COHO	183							AD
HS200016-E03-115-119	COHO	175							AD
HS200016-E03-115-120	COHO	168							AD
HS200016-E03-115-121	COHO	168							
HS200016-E03-115-122	COHO	153							
HS200016-E03-115-123	COHO	174							
HS200016-E03-115-124	COHO	213							AD
HS200016-E03-115-125	COHO	247							AD
HS200016-E03-115-126	COHO	205							AD
HS200016-E03-115-127	COHO	169	60	M	0.8				
HS200016-E04-115-002	COHO	218	124	F	3.71	1.0	T210220		AD
HS200016-E04-115-003	COHO	242	161	M	1.06	1.0	T055142		AD
HS200016-E04-115-004	COHO	197	94	F	6.44	1.0	T055142		AD
HS200016-E04-115-005	COHO	212	102	M	1.47	1.0	T631103		AD

Table 2. Biological data collected for each salmon caught on the CCGS W.E. RICKER survey to the Gulf of Alaska, 27/06/2000 - 06/07/2000.

Fish Number	Species	Fork Length	Whole Body Weight (g wet)	Sex	Stomach Content Weight (g wet)	CWT age	CWT	Pit Tag	Fin Clip
HS200016-E04-115-006	COHO	211	109	F	1.24	1.0	T631216		
HS200016-E04-115-007	COHO	198	92	M	0.52	1.0	T630913		
HS200016-E04-115-008	COHO	218	131	F	2.88	1.0	T054247		
HS200016-E04-115-009	COHO	218	117	M	1.7	1.0	T631231		AD
HS200016-E04-115-010	COHO	200	81	F	1.78	1.0	T631146		AD
HS200016-E04-115-011	COHO	227	137	F	1.68	1.0	T631230		AD
HS200016-E04-115-012	COHO	216	93	M	1.12	1.0	T182727		AD
HS200016-E04-115-014	COHO	230	152	M	6.25	1.0	T092661		AD
HS200016-E04-115-015	COHO	205	103	M	4.01	1.0	T092720		AD
HS200016-E04-115-016	COHO	208	84	F	1.01	1.0	T631239		AD
HS200016-E04-115-017	COHO	192	78	F	2.16	1.0	T055216		
HS200016-E04-115-018	COHO	200	101	M	2.83	1.0	T630913		
HS200016-E04-115-019	COHO	203							
HS200016-E04-115-020	COHO	226							
HS200016-E04-115-021	COHO	225							AD
HS200016-E04-115-022	COHO	204							AD
HS200016-E04-115-023	COHO	243							
HS200016-E04-115-024	COHO	234							AD
HS200016-E04-115-025	COHO	216							AD
HS200016-E04-115-026	COHO	211							AD
HS200016-E04-115-027	COHO	205							AD
HS200016-E04-115-028	COHO	195							AD
HS200016-E04-115-029	COHO	188							AD
HS200016-E04-115-030	COHO	195							
HS200016-E04-115-031	COHO	192							
HS200016-E04-115-032	COHO	206							
HS200016-E04-115-033	COHO	212							AD
HS200016-E04-115-034	COHO	197							AD
HS200016-E04-115-035	COHO	222							AD
HS200016-E04-115-036	COHO	191							AD
HS200016-E04-115-037	COHO	215							AD
HS200016-E04-115-038	COHO	207							
HS200016-E04-115-039	COHO	207							AD
HS200016-E04-115-040	COHO	200							AD
HS200016-E04-115-041	COHO	196							AD
HS200016-E04-115-042	COHO	207							AD
HS200016-E04-115-043	COHO	187							AD
HS200016-E04-115-044	COHO	214							
HS200016-E04-115-045	COHO	214							AD

Table 2. Biological data collected for each salmon caught on the CCGS W.E. RICKER survey to the Gulf of Alaska, 27/06/2000 - 06/07/2000.

Fish Number	Species	Fork Length	Whole Body Weight (g wet)	Sex	Stomach Content Weight (g wet)	CWT age	CWT	Pit Tag	Fin Clip
HS200016-E04-115-046	COHO	230							AD
HS200016-E04-115-047	COHO	226							
HS200016-E04-115-048	COHO	208							AD
HS200016-E04-115-049	COHO	206							
HS200016-E04-115-050	COHO	191							AD
HS200016-E04-115-051	COHO	209							AD
HS200016-E04-115-052	COHO	227							
HS200016-E04-115-053	COHO	239							
HS200016-E04-115-054	COHO	209							
HS200016-E04-115-055	COHO	199							AD
HS200016-E04-115-056	COHO	235							
HS200016-E04-115-057	COHO	196							
HS200016-E04-115-058	COHO	182							
HS200016-E04-115-059	COHO	170							
HS200016-E04-115-060	COHO	206							AD
HS200016-E04-115-061	COHO	209							AD
HS200016-E04-115-062	COHO	232							AD
HS200016-E04-115-063	COHO	210							AD
HS200016-E04-115-064	COHO	235							AD
HS200016-E04-115-065	COHO	216							AD
HS200016-E04-115-066	COHO	215							
HS200016-E04-115-067	COHO	220							AD
HS200016-E04-115-068	COHO	199							AD
HS200016-E04-115-069	COHO	220							
HS200016-E04-115-070	COHO	202							
HS200016-E04-115-071	COHO	175							
HS200016-E04-115-072	COHO	215							AD
HS200016-E04-115-073	COHO	230							AD
HS200016-E04-115-074	COHO	167							
HS200016-E04-115-075	COHO	237							AD
HS200016-E04-115-076	COHO	218							
HS200016-E04-115-077	COHO	209							AD
HS200016-E04-115-078	COHO	228							AD
HS200016-E04-115-079	COHO	200							
HS200016-E04-115-080	COHO	216							AD
HS200016-E04-115-081	COHO	191							AD
HS200016-E04-115-082	COHO	179							AD
HS200016-E04-115-083	COHO	183							AD
HS200016-E04-115-084	COHO	249							

Table 2. Biological data collected for each salmon caught on the CCGS W.E. RICKER survey to the Gulf of Alaska, 27/06/2000 - 06/07/2000.

Fish Number	Species	Fork Length	Whole Body Weight (g wet)	Sex	Stomach Content Weight (g wet)	CWT age	CWT	Pit Tag	Fin Clip
HS200016-E04-115-085	COHO	221							AD
HS200016-E04-115-086	COHO	218							AD
HS200016-E04-115-087	COHO	237							AD
HS200016-E04-115-088	COHO	200							
HS200016-E04-115-089	COHO	225							AD
HS200016-E04-115-090	COHO	216							
HS200016-E04-115-091	COHO	235							AD
HS200016-E04-115-092	COHO	238							
HS200016-E04-115-093	COHO	205							
HS200016-E04-115-094	COHO	206							AD
HS200016-E04-115-095	COHO	180							
HS200016-E04-115-096	COHO	201							
HS200016-E04-115-097	COHO	194							
HS200016-E04-115-098	COHO	239							AD
HS200016-E04-115-099	COHO	219							AD
HS200016-E04-115-100	COHO	216							AD
HS200016-E04-115-101	COHO	189							AD
HS200016-E04-115-102	COHO	202							AD
HS200016-E04-115-103	COHO	201							AD
HS200016-E04-115-104	COHO	135							AD
HS200016-E04-115-105	COHO	215							AD
HS200016-E04-115-106	COHO	136							AD
HS200016-E04-115-107	COHO	212							AD
HS200016-E04-115-108	COHO	192							AD
HS200016-E04-115-109	COHO	206							AD
HS200016-E04-115-110	COHO	195							
HS200016-E04-115-111	COHO	229							
HS200016-E04-115-112	COHO	185							AD
HS200016-E04-115-113	COHO	233							AD
HS200016-E04-115-114	COHO	202							AD
HS200016-E04-115-115	COHO	203							AD
HS200016-E04-115-116	COHO	211							AD
HS200016-E04-115-117	COHO	178							AD
HS200016-E04-115-118	COHO	205							
HS200016-E04-115-119	COHO	213							AD
HS200016-E04-115-120	COHO	227							AD
HS200016-E04-115-121	COHO	190							
HS200016-E04-115-122	COHO	209							AD
HS200016-E04-115-123	COHO	246							AD

Table 2. Biological data collected for each salmon caught on the CCGS W.E. RICKER survey to the Gulf of Alaska, 27/06/2000 - 06/07/2000.

Fish Number	Species	Fork Length	Whole Body Weight (g wet)	Sex	Stomach Content Weight (g wet)	CWT age	CWT	Pit Tag	Fin Clip
HS200016-E04-115-124	COHO	198							AD
HS200016-E04-115-125	COHO	220							AD
HS200016-E04-115-126	COHO	168							
HS200016-E04-115-127	COHO	194							
HS200016-E04-115-128	COHO	215							AD
HS200016-E04-115-129	COHO	218							
HS200016-E04-115-130	COHO	265							
HS200016-E04-115-131	COHO	209							AD
HS200016-E04-115-132	COHO	220							
HS200016-E04-115-133	COHO	215							AD
HS200016-E04-115-134	COHO	229							AD
HS200016-E04-115-135	COHO	241							AD
HS200016-E04-115-136	COHO	218							
HS200016-E04-115-137	COHO	237							AD
HS200016-E04-115-138	COHO	203							AD
HS200016-E04-115-139	COHO	218							AD
HS200016-E04-115-140	COHO	205							AD
HS200016-E04-115-141	COHO	176							AD
HS200016-E04-115-142	COHO	192							AD
HS200016-E04-115-143	COHO	202							AD
HS200016-E04-115-144	COHO	232							AD
HS200016-E04-115-145	COHO	237							AD
HS200016-E04-115-146	COHO	225							AD
HS200016-E04-115-147	COHO	191							AD
HS200016-E04-115-148	COHO	197							AD
HS200016-E04-115-149	COHO	210							AD
HS200016-E04-115-150	COHO	200							AD
HS200016-E04-115-151	COHO	169							
HS200016-E04-115-152	COHO	194							AD
HS200016-E04-115-153	COHO	142							
HS200016-E04-115-154	COHO	221							
HS200016-E04-115-155	COHO	190							
HS200016-E04-115-156	COHO	219							AD
HS200016-E04-115-157	COHO	249							AD
HS200016-E04-115-158	COHO	216							AD
HS200016-E04-115-159	COHO	195							
HS200016-E04-115-160	COHO	196							AD
HS200016-E04-115-161	COHO	200							AD
HS200016-E04-115-162	COHO	227							AD



Table 2. Biological data collected for each salmon caught on the CCGS W.E. RICKER survey to the Gulf of Alaska, 27/06/2000 - 06/07/2000.

Fish Number	Species	Fork Length	Whole Body Weight (g wet)	Sex	Stomach Content Weight (g wet)	CWT age	CWT	Pit Tag	Fin Clip
HS200016-E04-115-163	COHO	194							
HS200016-E04-115-164	COHO	190							
HS200016-E04-115-165	COHO	201							AD
HS200016-E04-115-166	COHO	229							AD
HS200016-E04-115-167	COHO	215							
HS200016-E04-115-168	COHO	223							AD
HS200016-E04-115-169	COHO	192							AD
HS200016-E04-115-170	COHO	232							
HS200016-E04-115-171	COHO	215							
HS200016-E04-115-172	COHO	198							AD
HS200016-E04-115-173	COHO	219							
HS200016-E04-115-174	COHO	206							
HS200016-E04-115-175	COHO	214							
HS200016-E04-115-176	COHO	230							AD
HS200016-E04-115-177	COHO	207							
HS200016-E04-115-178	COHO	205							
HS200016-E04-115-179	COHO	236							AD
HS200016-E04-115-180	COHO	229							AD
HS200016-E04-115-181	COHO	223							AD
HS200016-E04-115-182	COHO	220							
HS200016-E04-115-183	COHO	214							
HS200016-E04-115-184	COHO	225							
HS200016-E04-115-185	COHO	176							
HS200016-E04-115-186	COHO	212							
HS200016-E04-115-187	COHO	175							
HS200016-E04-115-188	COHO	157							
HS200016-E04-115-189	COHO	196							
HS200016-E04-115-190	COHO	177							
HS200016-E04-115-191	COHO	167							AD
HS200016-E04-115-192	COHO	190							
HS200016-E04-115-193	COHO	196							AD
HS200016-E04-115-194	COHO	153							
HS200016-E04-115-195	COHO	126							
HS200016-E04-115-196	COHO	138							
HS200016-E04-115-197	COHO	159							
HS200016-E04-115-198	COHO	175							
HS200016-E04-115-199	COHO	168							
HS200016-E04-115-200	COHO	214							AD
HS200016-E05-115-001	COHO	216	134	M	9.21				

Table 2. Biological data collected for each salmon caught on the CCGS W.E. RICKER survey to the Gulf of Alaska, 27/06/2000 - 06/07/2000.

Fish Number	Species	Fork Length	Whole Body Weight (g wet)	Sex	Stomach Content Weight (g wet)	CWT age	CWT	Pit Tag	Fin Clip
HS200016-E05-115-002	COHO	230	162	M	2.41				AD
HS200016-E05-115-003	COHO	210	119	M	6.61				
HS200016-E05-115-004	COHO	180	70	F	0.69				
HS200016-FI01-115-001	COHO	164	48	M	1.48				AD
HS200016-FI01-115-002	COHO	644	3184	F					
HS200016-FI01-115-003	COHO	596	2359	F					
HS200016-FI04-115-001	COHO	275	245	M	4.59				
HS200016-FI04-115-002	COHO	260	208	M	5.99				AD
HS200016-SS01-115-001	COHO	326	413	F	20.57				
HS200016-SS01-115-002	COHO	193	88	F	2.06				
HS200016-SS01-115-003	COHO	180	72	M	1.45	1.0	T055205		AD
HS200016-SS01-115-004	COHO	206	96	F	1.29				
HS200016-SS01-115-005	COHO	204	104	F	2.66				
HS200016-SS01-115-006	COHO	206	93	F	0.96				
HS200016-SS01-115-007	COHO	202	84	M	1.08				
HS200016-SS01-115-008	COHO	170	62	F	3.81				
HS200016-SS01-115-009	COHO	172	51	F	0.3				AD
HS200016-SS01-115-010	COHO	185	75	M	2.03				
HS200016-SS01-115-011	COHO	215	118	F	1.56				
HS200016-SS01-115-012	COHO	193	88		1.01				
HS200016-SS02-115-001	COHO	253	182	M	2.56				AD
HS200016-SS02-115-002	COHO	265	215	F	1.83				AD
HS200016-SS02-115-003	COHO	183	78	F	3.02				
HS200016-SS02-115-004	COHO	221	133	F	0.35				AD
HS200016-SS02-115-005	COHO	219	141	F	6.38				
HS200016-SS02-115-006	COHO	217	127	M	5.41				
HS200016-SS02-115-007	COHO	216	133	F	6.23				AD
HS200016-SS02-115-008	COHO	232	151	F	0.94				AD
HS200016-SS02-115-009	COHO	201	91	M	2.45				AD
HS200016-SS02-115-010	COHO	222	132	F	4.22				AD
HS200016-SS02-115-011	COHO	204	110	F	4.57				
HS200016-SS02-115-012	COHO	194	81	F	0.55				
HS200016-SS02-115-013	COHO	176	65	M	0.98				
HS200016-SS02-115-014	COHO	200	93	F	6.31	1.0	T055126		
HS200016-SS02-115-015	COHO	220	129	F	6.37				AD
HS200016-SS02-115-016	COHO	215	120	F	4.72				AD
HS200016-SS02-115-017	COHO	141	32	F	1.25				
HS200016-SS02-115-018	COHO	490	1491	F					
HS200016-SS02-115-019	COHO	450	1118	M					AD

Table 2. Biological data collected for each salmon caught on the CCGS W.E. RICKER survey to the Gulf of Alaska, 27/06/2000 - 06/07/2000.

Fish Number	Species	Fork Length	Whole Body Weight (g wet)	Sex	Stomach Content Weight (g wet)	CWT age	CWT	Pit Tag	Fin Clip
HS200016-SS02-115-020	COHO	437	1069	M					
HS200016-SS02-115-021	COHO	496	1688	F					
HS200016-SS02-115-022	COHO	505	1920	F					
HS200016-SS02-115-023	COHO	558	2593	M					
HS200016-SS02-115-024	COHO	419	841	F					
HS200016-SS02-115-025	COHO	508	1789	M					
HS200016-SS02-115-026	COHO	459	1220	M					
HS200016-SS02-115-027	COHO	414	1033	M					AD
HS200016-SS02-115-028	COHO	444	1156	F					AD
HS200016-SS03-115-001	COHO	245	168	M	2.34				AD
HS200016-SS03-115-002	COHO	432	1092						AD
HS200016-SS03-115-003	COHO	504	1609						
HS200016-SS03-115-004	COHO	474	1466						
HS200016-SS03-115-005	COHO	432	1282						AD
HS200016-SS03-115-006	COHO	506	1545						AD
HS200016-SS03-115-007	COHO	444	1119						
HS200016-SS03-115-008	COHO	457	1257						
HS200016-SS03-115-009	COHO	525	1911						AD
HS200016-SS03-115-010	COHO	417	885						
HS200016-SS03-115-011	COHO	494	1649						
HS200016-SS03-115-012	COHO	530	1986						
HS200016-SS03-115-013	COHO	465	1389						
HS200016-SS03-115-014	COHO	488	1396						AD
HS200016-SS03-115-015	COHO	485	1460						
HS200016-SS03-115-016	COHO	460	1174						
HS200016-SS03-115-017	COHO	419	859						
HS200016-SS03-115-018	COHO	495	1615						AD
HS200016-SS03-115-019	COHO	428	1000			1.1	T210138		AD
HS200016-SS03-115-020	COHO	440	1188						
HS200016-SS03-115-021	COHO	506	1672						
HS200016-SS03-115-022	COHO	462	1337						AD
HS200016-SS03-115-023	COHO	460	1375						
HS200016-SS04-115-001	COHO	481	1257	M					
HS200016-SS04-115-002	COHO	475	1288	M		1.1	T182951		
HS200016-SS05-115-001	COHO	350	534	F	3.21				AD
HS200016-SS05-115-002	COHO	270	247	M	5.93				
HS200016-SS05-115-003	COHO	235	151	F	7.08				AD
HS200016-SS05-115-004	COHO	237	150	F	3.2				AD
HS200016-SS05-115-005	COHO	228	141	F	5.45				AD

Table 2. Biological data collected for each salmon caught on the CCGS W.E. RICKER survey to the Gulf of Alaska, 27/06/2000 - 06/07/2000.

Fish Number	Species	Fork Length	Whole Body Weight (g wet)	Sex	Stomach Content Weight (g wet)	CWT age	CWT	Pit Tag	Fin Clip
HS200016-SS05-115-006	COHO	223	138	M	3.99				AD
HS200016-SS05-115-007	COHO	225	118	F	1.99				AD
HS200016-SS05-115-008	COHO	205	109	F	5.55				
HS200016-SS05-115-009	COHO	190	86	F	7.44				AD
HS200016-SS05-115-010	COHO	204	108		2.18	1.0	T055142		AD
HS200016-SS05-115-011	COHO	205	106	F	4.2				AD
HS200016-SS05-115-012	COHO	176	65	F	1.59				
HS200016-SS05-115-013	COHO	189	74	M	0.77				AD
HS200016-SS05-115-014	COHO	182	74	F	4.23				AD
HS200016-SS05-115-015	COHO	204	102	M	3.48				
HS200016-SS05-115-016	COHO	211	116	F	3.27				AD
HS200016-SS05-115-017	COHO	163	43	M	0.22				AD
HS200016-SS05-115-018	COHO	145	31	M	0.75				AD
HS200016-SS05-115-019	COHO	132	26	F	0.51				
HS200016-SS05-115-020	COHO	133	26	F	0.58				
HS200016-SS05-115-021	COHO	425	950	M					
HS200016-SS05-115-022	COHO	557	2552	M					AD
HS200016-SS05-115-023	COHO	507	1715	F					AD
HS200016-SS05-115-024	COHO	516	1627	F					AD
HS200016-SS05-115-025	COHO	632	3202	F					
HS200016-SS05-115-026	COHO	535	2197	M					AD
HS200016-SS05-115-027	COHO	495	1648	M					
HS200016-SS05-115-028	COHO	430	1017	F					
HS200016-SS06-115-001	COHO	471	1199	F					
HS200016-SS06-115-002	COHO	524	1750	F					
HS200016-SS07-115-001	COHO	470	1339	M		1.1	T183858		
HS200016-SS07-115-002	COHO	491	1312	M					AD
HS200016-SS08-115-001	COHO	435		F					
HS200016-SS08-115-002	COHO	450		M					
HS200016-SS08-115-003	COHO	442		M					AD
HS200016-SS08-115-004	COHO	440		F					
HS200016-SS08-115-005	COHO	460		F					
HS200016-SS08-115-006	COHO	440		F					
HS200016-SS08-115-007	COHO	343		M					
HS200016-SS08-115-008	COHO	551		M					
HS200016-SS08-115-009	COHO	470		M					
HS200016-SS08-115-010	COHO	489		M					AD
HS200016-SS08-115-011	COHO	512		F					
HS200016-SS08-115-012	COHO	470		F					

Table 2. Biological data collected for each salmon caught on the CCGS W.E. RICKER survey to the Gulf of Alaska, 27/06/2000 - 06/07/2000.

Fish Number	Species	Fork Length	Whole Body Weight (g wet)	Sex	Stomach Content Weight (g wet)	CWT age	CWT	Pit Tag	Fin Clip
HS200016-SS08-115-013	COHO	460		F					AD
HS200016-SS08-115-014	COHO	431		F					AD
HS200016-SS08-115-015	COHO	465		F					
HS200016-SS08-115-016	COHO	491		F					AD
HS200016-SS08-115-017	COHO	587		M					
HS200016-SS08-115-018	COHO	660		F					
HS200016-SS08-115-019	COHO	512		M					
HS200016-SS08-115-020	COHO	445		M					
HS200016-SS08-115-021	COHO	440		M					AD
HS200016-SS08-115-022	COHO	455		M					AD
HS200016-SS08-115-023	COHO	412		M					
HS200016-SS08-115-024	COHO	431		F					AD
HS200016-SS08-115-025	COHO	446		F					
HS200016-SS08-115-026	COHO	520		F					AD
HS200016-SS08-115-027	COHO	431		F					AD
HS200016-T05-115-001	COHO	232	152	F	4.7				AD
HS200016-T05-115-002	COHO	234	155	M	5.21				AD
HS200016-T05-115-003	COHO	232	144	F	3.67				AD
HS200016-T05-115-004	COHO	228	144	F	3.97				AD
HS200016-T05-115-005	COHO	223	138	F	3.3				AD
HS200016-T05-115-006	COHO	222	142	F	3.88				
HS200016-T05-115-007	COHO	196	89	F	1.64				
HS200016-T07-115-001	COHO	222	130	F	1.17				AD
HS200016-T07-115-002	COHO	220	120	M	3.17				AD
HS200016-X05-115-001	COHO	250	185	F	8.82				AD
HS200016-X08-115-001	COHO	176	67	M	1.99				
HS200016-X08-115-002	COHO	181	75	PM	1.47				
HS200016-X08-115-003	COHO	170	58	M	0.86				
HS200016-X08-115-004	COHO	201	99	M	1.74				
HS200016-X08-115-005	COHO	203	100	F	2.54				
HS200016-X08-115-006	COHO	210	112	F	3.29				
HS200016-X08-115-007	COHO	221	135	M	1.59				
HS200016-X08-115-008	COHO	204	101	F	0.59				
HS200016-X08-115-009	COHO	242	180	PM	6.21				
HS200016-X08-115-010	COHO	213	131	M	5.77				
HS200016-X08-115-011	COHO	221	132	PM	3.65				
HS200016-X08-115-012	COHO	167	52	F	1.24				
HS200016-X08-115-013	COHO	183	75	F	1.88				
HS200016-X08-115-014	COHO	220	112	M	2.1				

Table 2. Biological data collected for each salmon caught on the CCGS W.E. RICKER survey to the Gulf of Alaska, 27/06/2000 - 06/07/2000.

Fish Number	Species	Fork Length	Whole Body Weight (g wet)	Sex	Stomach Content Weight (g wet)	CWT age	CWT	Pit Tag	Fin Clip
HS200016-X08-115-015	COHO	655	3116	M					
HS200016-X09-115-001	COHO	171	58	F	1.34				
HS200016-X09-115-002	COHO	181	71	F	0.37				
HS200016-X09-115-003	COHO	174	64	M	0.71				
HS200016-X09-115-004	COHO	183	69	F	0.91				
HS200016-X09-115-005	COHO	193	81	F	1.88				
HS200016-X09-115-006	COHO	192	90	F	1.53				
HS200016-X09-115-007	COHO	200	96	F	2.92				
HS200016-X09-115-008	COHO	250	214	M	2.57				
HS200016-X09-115-009	COHO	438	1008	M					
HS200016-X09-115-010	COHO	524	1781	M					
HS200016-X09-115-011	COHO	642	3030	M					
HS200016-X09-115-012	COHO	579	2368	F					
HS200016-X09-115-013	COHO	669	3782	M					
HS200016-X09-115-014	COHO	582	2517	M					
HS200016-X09-115-015	COHO	612	3074	F					
HS200016-X09-115-016	COHO	624	3306	F					
HS200016-X09-115-017	COHO	655	3634	F					
HS200016-E01-108-001	PINK	578	2918	M					
HS200016-E02-108-001	PINK	521	2121	M					
HS200016-E02-108-002	PINK	569	2683	M					
HS200016-E02-108-003	PINK	485	1559	M					
HS200016-E02-108-004	PINK	490	1528	M					
HS200016-E05-108-001	PINK	535	2239	M					
HS200016-FI01-108-001	PINK	147	34	M	0.5				
HS200016-FI01-108-002	PINK	135	22	F	0.71				
HS200016-FI01-108-003	PINK	129	20	M	0.33				
HS200016-FI01-108-004	PINK	115	15	M	0.23				
HS200016-FI01-108-005	PINK	150	30		0.24				
HS200016-FI01-108-006	PINK	131	20	F	0.22				
HS200016-FI01-108-007	PINK	132	20	F	0.44				
HS200016-FI01-108-008	PINK	123	15	F	0.06				
HS200016-FI01-108-009	PINK	126	18	M	0.39				
HS200016-FI01-108-010	PINK	122	15	F	0.34				
HS200016-FI01-108-011	PINK	519	1941	F					
HS200016-FI01-108-012	PINK	492	1470	M					
HS200016-FI01-108-013	PINK	515	2003	F					
HS200016-FI02-108-001	PINK	416	835	M					
HS200016-FI02-108-002	PINK	546	2198	M					

Table 2. Biological data collected for each salmon caught on the CCGS W.E. RICKER survey to the Gulf of Alaska, 27/06/2000 - 06/07/2000.

Fish Number	Species	Fork Length	Whole Body Weight (g wet)	Sex	Stomach Content Weight (g wet)	CWT age	CWT	Pit Tag	Fin Clip
HS200016-SS01-108-001	PINK	120	15	M	0.2				
HS200016-SS01-108-002	PINK	111	12	M	0.13				
HS200016-SS01-108-003	PINK	140	27	M	0.27				
HS200016-SS01-108-004	PINK	130	21	M	0.21				
HS200016-SS01-108-005	PINK	148	30	M	0.37				
HS200016-SS01-108-006	PINK	143	28	F	0.3				
HS200016-SS01-108-007	PINK	159	40	F	0.17				
HS200016-SS02-108-001	PINK	131	21	F	0.24				
HS200016-SS02-108-002	PINK	164	43	F	1.42				
HS200016-SS02-108-003	PINK	114	14	F	0.16				
HS200016-SS05-108-001	PINK	151	32	M	0.14				
HS200016-SS05-108-002	PINK	132	23	M	0.34				
HS200016-SS05-108-003	PINK	143	29	M	0.17				
HS200016-SS05-108-004	PINK	122	18	F	0.16				
HS200016-SS05-108-005	PINK	129	20	F	0.2				
HS200016-SS05-108-006	PINK	144	30	F	0.07				
HS200016-SS05-108-007	PINK	142	26	M	0.2				
HS200016-SS05-108-008	PINK	154	38	M	0.53				
HS200016-SS05-108-009	PINK	125	18	M	0.06				
HS200016-SS05-108-010	PINK	146	30	M	0.14				
HS200016-SS05-108-011	PINK	133	23	M	0.27				
HS200016-SS05-108-012	PINK	114	15	F	0.15				
HS200016-SS05-108-013	PINK	110	12	M	0.26				
HS200016-SS05-108-014	PINK	114	13	F	0.04				
HS200016-SS05-108-015	PINK	130	20	F	0.2				
HS200016-T03-108-001	PINK	122	17	M	0.21				
HS200016-T03-108-002	PINK	110	12	F	0.12				
HS200016-T03-108-003	PINK	125	18	M	0.13				
HS200016-T03-108-004	PINK	121	16	M	0.12				
HS200016-T03-108-005	PINK	118	14	M	0.09				
HS200016-T03-108-006	PINK	114	14	F	0.09				
HS200016-T03-108-007	PINK	121	16	F	0.13				
HS200016-T03-108-008	PINK	113	13	M	0.43				
HS200016-T03-108-009	PINK	117	14	F	0.12				
HS200016-T03-108-010	PINK	111	12	F	0.12				
HS200016-T03-108-011	PINK	124	17	F	0.21				
HS200016-T03-108-012	PINK	129	19	M	0.26				
HS200016-T03-108-013	PINK	112	13	F	0.07				
HS200016-T03-108-014	PINK	122	15	M	0.1				

Table 2. Biological data collected for each salmon caught on the CCGS W.E. RICKER survey to the Gulf of Alaska, 27/06/2000 - 06/07/2000.

Fish Number	Species	Fork Length	Whole Body Weight (g wet)	Sex	Stomach Content Weight (g wet)	CWT age	CWT	Pit Tag	Fin Clip
HS200016-T03-108-015	PINK	127	19	M	0.12				
HS200016-T03-108-016	PINK	117	15	F	0.16				
HS200016-T03-108-017	PINK	119	13	F	0.11				
HS200016-T03-108-018	PINK	119	14	F	0.08				
HS200016-T03-108-019	PINK	87	5	M	0.06				
HS200016-T03-108-020	PINK	112	11	F	0.1				
HS200016-T03-108-021	PINK	117	13	M	0.07				
HS200016-T03-108-022	PINK	114	14	M	0.16				
HS200016-T03-108-023	PINK	128	18	F	0.14				
HS200016-T03-108-024	PINK	122	16	F	0.1				
HS200016-T03-108-025	PINK	119	15	M	0.14				
HS200016-T03-108-026	PINK	119	15	F	0.18				
HS200016-T03-108-027	PINK	118	13	M	0.3				
HS200016-T03-108-028	PINK	123	17	F	0.08				
HS200016-T03-108-029	PINK	125	17	M	0.12				
HS200016-T03-108-030	PINK	119	14	M	0.21				
HS200016-T03-108-031	PINK	122							
HS200016-T03-108-032	PINK	115							
HS200016-T03-108-033	PINK	126							
HS200016-T03-108-034	PINK	126							
HS200016-T03-108-035	PINK	117							
HS200016-T03-108-036	PINK	122							
HS200016-T03-108-037	PINK	128							
HS200016-T03-108-038	PINK	96							
HS200016-T03-108-039	PINK	117							
HS200016-T03-108-040	PINK	98							
HS200016-T03-108-041	PINK	111							
HS200016-T03-108-042	PINK	107							
HS200016-T03-108-043	PINK	135							
HS200016-T03-108-044	PINK	84							
HS200016-T04-108-001	PINK	114	13	M	0.5				
HS200016-T04-108-002	PINK	108	11	F	0.33				
HS200016-T04-108-003	PINK	108	11	M	0.2				
HS200016-T04-108-004	PINK	113	12	F	0.18				
HS200016-T04-108-005	PINK	120	15	M	0.18				
HS200016-T05-108-001	PINK	118	13	F	0.39				
HS200016-T05-108-002	PINK	91	8	M	0.15				
HS200016-T05-108-003	PINK	112	11	M	0.46				
HS200016-T05-108-004	PINK	103	9	F	0.07				



Table 2. Biological data collected for each salmon caught on the CCGS W.E. RICKER survey to the Gulf of Alaska, 27/06/2000 - 06/07/2000.

Fish Number	Species	Fork Length	Whole Body Weight (g wet)	Sex	Stomach Content Weight (g wet)	CWT age	CWT	Pit Tag	Fin Clip
HS200016-T05-108-005	PINK	118	15	F	0.91				
HS200016-T05-108-006	PINK	111	13	M	0.61				
HS200016-T05-108-007	PINK	118	15	M	0.57				
HS200016-T05-108-008	PINK	109	11	M	0.6				
HS200016-T05-108-009	PINK	104	10	F	0.24				
HS200016-T05-108-010	PINK	106	11	M	0.4				
HS200016-T05-108-011	PINK	112	13	M	0.52				
HS200016-T05-108-012	PINK	114	13	M	0.44				
HS200016-T05-108-014	PINK	113	13	F	0.34				
HS200016-T05-108-015	PINK	125	19	M	0.58				
HS200016-T05-108-016	PINK	124	16	F	0.32				
HS200016-T05-108-017	PINK	109	10	M	0.12				
HS200016-T05-108-018	PINK	111	11	M	0.15				
HS200016-T05-108-019	PINK	116	14	F	0.53				
HS200016-T05-108-020	PINK	111	11	M	0.62				
HS200016-T05-108-021	PINK	124	17	F	0.93				
HS200016-T05-108-022	PINK	113	12	F	0.58				
HS200016-T05-108-023	PINK	116	14	M	0.6				
HS200016-T05-108-024	PINK	130	21	F	0.74				
HS200016-T05-108-025	PINK	112	12	F	0.54				
HS200016-T05-108-026	PINK	126	18	F	0.34				
HS200016-T05-108-027	PINK	117	14	M	0.49				
HS200016-T05-108-028	PINK	121	15	F	0.42				
HS200016-T05-108-029	PINK	110	12	F	0.25				
HS200016-T05-108-030	PINK	314	362	F	2.05				
HS200016-T06-108-001	PINK	111	12	M	0.51				
HS200016-T07-108-001	PINK	112	12	M	0.71				
HS200016-T07-108-002	PINK	115	13	M	0.68				
HS200016-T07-108-003	PINK	117	14	F	0.53				
HS200016-T07-108-004	PINK	115	13	M	0.62				
HS200016-T07-108-005	PINK	134	23	M	0.51				
HS200016-T07-108-006	PINK	121	17	F	0.7				
HS200016-T07-108-007	PINK	121	16	M	0.54				
HS200016-T07-108-008	PINK	129	22	M	1				
HS200016-T07-108-009	PINK	134	22	F	0.77				
HS200016-T07-108-010	PINK	142	28	M	0.7				
HS200016-T07-108-011	PINK	128	19	M	0.71				
HS200016-T07-108-012	PINK	126	19	F	0.41				
HS200016-T07-108-013	PINK	485	1532	F					

Table 2. Biological data collected for each salmon caught on the CCGS W.E. RICKER survey to the Gulf of Alaska, 27/06/2000 - 06/07/2000.

Fish Number	Species	Fork Length	Whole Body Weight (g wet)	Sex	Stomach Content Weight (g wet)	CWT age	CWT	Pit Tag	Fin Clip
HS200016-T08-108-001	PINK	120	17	M	0.63				
HS200016-T08-108-002	PINK	122	17	M	0.84				
HS200016-T08-108-003	PINK	131	21	F	1.31				
HS200016-T08-108-004	PINK	112	12	M	0.71				
HS200016-T08-108-005	PINK	130		F	0.96				
HS200016-T08-108-006	PINK	116	15	F	0.85				
HS200016-T08-108-007	PINK	113	14	M	0.86				
HS200016-T08-108-008	PINK	108	12	M	0.4				
HS200016-T08-108-009	PINK	128	19	F	0.85				
HS200016-T08-108-010	PINK	121	16	M	0.3				
HS200016-T08-108-011	PINK	136	24	F	0.59				
HS200016-T08-108-012	PINK	125	20	M	0.86				
HS200016-T08-108-013	PINK	121	18	M	0.81				
HS200016-T08-108-014	PINK	116	16	F	0.94				
HS200016-T08-108-015	PINK	123	20	M	0.78				
HS200016-T08-108-016	PINK	113	14	M	0.81				
HS200016-T08-108-017	PINK	126	18	F	0.91				
HS200016-T08-108-018	PINK	113	15	F	0.69				
HS200016-T08-108-019	PINK	113	14	F	0.61				
HS200016-T08-108-020	PINK	125	18	M	0.73				
HS200016-T08-108-021	PINK	121	16	F	0.79				
HS200016-T08-108-022	PINK	130	21		0.77				
HS200016-T08-108-023	PINK	114	15		0.75				
HS200016-T08-108-024	PINK	121	17	M	0.51				
HS200016-T08-108-025	PINK	123	17	M	0.43				
HS200016-T08-108-026	PINK	112	14	F	0.32				
HS200016-T08-108-027	PINK	110	12	M	0.51				
HS200016-T08-108-028	PINK	455	1218	F					
HS200016-T09-108-001	PINK	132	20	M	0.05				
HS200016-T09-108-002	PINK	123	17	F	0.07				
HS200016-T09-108-003	PINK	125	17	F	0.39				
HS200016-T09-108-004	PINK	115	14	M	0.03				
HS200016-T09-108-005	PINK	121	15	M	0.12				
HS200016-T09-108-006	PINK	130	20	F					
HS200016-T09-108-007	PINK	120	15	M	0.08				
HS200016-T09-108-008	PINK	92	6	F	0.01				
HS200016-T09-108-009	PINK	477		F					
HS200016-X01-108-001	PINK	138	25	F	1				
HS200016-X01-108-002	PINK	113	14	M	0.41				

Table 2. Biological data collected for each salmon caught on the CCGS W.E. RICKER survey to the Gulf of Alaska, 27/06/2000 - 06/07/2000.

Fish Number	Species	Fork Length	Whole Body Weight (g wet)	Sex	Stomach Content Weight (g wet)	CWT age	CWT	Pit Tag	Fin Clip
HS200016-X01-108-003	PINK	122	17	M	0.52				
HS200016-X01-108-004	PINK	153	35	M	0.33				
HS200016-X01-108-005	PINK	113	13	M	0.27				
HS200016-X01-108-006	PINK	120	16	M	0.49				
HS200016-X01-108-007	PINK	111	12	F	0.2				
HS200016-X01-108-008	PINK	113	12	M	0.21				
HS200016-X01-108-009	PINK	142	26	M	0.33				
HS200016-X01-108-010	PINK	107	11	F	0.17				
HS200016-X01-108-011	PINK	128	20	F	0.95				
HS200016-X01-108-012	PINK	111	12	M	0.08				
HS200016-X01-108-013	PINK	113	13	M	0.18				
HS200016-X01-108-014	PINK	114	13	M	0.25				
HS200016-X01-108-015	PINK	138	24	F	0.52				
HS200016-X01-108-016	PINK	142	29	M	0.95				
HS200016-X01-108-017	PINK	117	15	M	0.16				
HS200016-X01-108-018	PINK	112	13	M	0.21				
HS200016-X01-108-019	PINK	100	10	F	0.08				
HS200016-X01-108-020	PINK	123	16	M	0.42				
HS200016-X01-108-021	PINK	104	9	F	0.22				
HS200016-X01-108-022	PINK	117	14	M	0.1				
HS200016-X01-108-023	PINK	99	9	M	0.04				
HS200016-X01-108-024	PINK	89	6	M	0.04				
HS200016-X01-108-025	PINK	91	7	M	0.13				
HS200016-X01-108-026	PINK	124	17	M	0.15				
HS200016-X01-108-027	PINK	123	16	F	0.27				
HS200016-X01-108-028	PINK	132	22	M	0.95				
HS200016-X01-108-029	PINK	97	8	M	0.06				
HS200016-X01-108-030	PINK	112	13	M	0.31				
HS200016-X01-108-031	PINK	83							
HS200016-X01-108-032	PINK	101							
HS200016-X01-108-033	PINK	106							
HS200016-X01-108-034	PINK	124							
HS200016-X01-108-035	PINK	166							
HS200016-X01-108-036	PINK	104							
HS200016-X01-108-037	PINK	122							
HS200016-X01-108-038	PINK	103							
HS200016-X01-108-039	PINK	88							
HS200016-X01-108-040	PINK	94							
HS200016-X01-108-041	PINK	103							

Table 2. Biological data collected for each salmon caught on the CCGS W.E. RICKER survey to the Gulf of Alaska, 27/06/2000 - 06/07/2000.

Fish Number	Species	Fork Length	Whole Body Weight (g wet)	Sex	Stomach Content Weight (g wet)	CWT age	CWT	Pit Tag	Fin Clip
HS200016-X01-108-042	PINK	83							
HS200016-X01-108-043	PINK	77							
HS200016-X01-108-044	PINK	96							
HS200016-X01-108-045	PINK	137							
HS200016-X01-108-046	PINK	100							
HS200016-X01-108-047	PINK	138							
HS200016-X01-108-048	PINK	94							
HS200016-X01-108-049	PINK	87							
HS200016-X01-108-050	PINK	96							
HS200016-X01-108-051	PINK	104							
HS200016-X01-108-052	PINK	105							
HS200016-X01-108-053	PINK	83							
HS200016-X01-108-054	PINK	108							
HS200016-X01-108-055	PINK	92							
HS200016-X01-108-056	PINK	95							
HS200016-X01-108-057	PINK	78							
HS200016-X01-108-058	PINK	103							
HS200016-X01-108-059	PINK	115							
HS200016-X01-108-060	PINK	128							
HS200016-X01-108-061	PINK	99							
HS200016-X01-108-062	PINK	113							
HS200016-X01-108-063	PINK	134							
HS200016-X01-108-064	PINK	73							
HS200016-X01-108-065	PINK	104							
HS200016-X01-108-066	PINK	118							
HS200016-X01-108-067	PINK	94							
HS200016-X01-108-068	PINK	118							
HS200016-X01-108-069	PINK	121							
HS200016-X01-108-070	PINK	148							
HS200016-X01-108-071	PINK	107							
HS200016-X01-108-072	PINK	85							
HS200016-X01-108-073	PINK	96							
HS200016-X01-108-074	PINK	137							
HS200016-X01-108-075	PINK	97							
HS200016-X01-108-076	PINK	121							
HS200016-X01-108-077	PINK	108							
HS200016-X01-108-078	PINK	84							
HS200016-X01-108-079	PINK	122							
HS200016-X01-108-080	PINK	117							

Table 2. Biological data collected for each salmon caught on the CCGS W.E. RICKER survey to the Gulf of Alaska, 27/06/2000 - 06/07/2000.

Fish Number	Species	Fork Length	Whole Body Weight (g wet)	Sex	Stomach Content Weight (g wet)	CWT age	CWT	Pit Tag	Fin Clip
HS200016-X01-108-081	PINK	83							
HS200016-X01-108-082	PINK	97							
HS200016-X01-108-083	PINK	82							
HS200016-X01-108-084	PINK	90							
HS200016-X01-108-085	PINK	133							
HS200016-X01-108-086	PINK	117							
HS200016-X01-108-087	PINK	101							
HS200016-X01-108-088	PINK	108							
HS200016-X01-108-089	PINK	105							
HS200016-X01-108-090	PINK	74							
HS200016-X01-108-091	PINK	97							
HS200016-X01-108-092	PINK	107							
HS200016-X01-108-093	PINK	92							
HS200016-X01-108-094	PINK	107							
HS200016-X01-108-095	PINK	93							
HS200016-X01-108-096	PINK	88							
HS200016-X01-108-097	PINK	105							
HS200016-X01-108-098	PINK	78							
HS200016-X01-108-099	PINK	127							
HS200016-X01-108-100	PINK	37							
HS200016-X01-108-101	PINK	28							
HS200016-X01-108-102	PINK	91							
HS200016-X01-108-103	PINK	138							
HS200016-X01-108-104	PINK	88							
HS200016-X01-108-105	PINK	102							
HS200016-X01-108-106	PINK	91							
HS200016-X01-108-107	PINK	97							
HS200016-X01-108-108	PINK	113							
HS200016-X01-108-109	PINK	102							
HS200016-X01-108-110	PINK	82							
HS200016-X01-108-111	PINK	102							
HS200016-X01-108-112	PINK	71							
HS200016-X01-108-113	PINK	95							
HS200016-X01-108-114	PINK	103							
HS200016-X01-108-115	PINK	105							
HS200016-X01-108-116	PINK	127							
HS200016-X01-108-117	PINK	117							
HS200016-X01-108-118	PINK	106							
HS200016-X01-108-119	PINK	93							

Table 2. Biological data collected for each salmon caught on the CCGS W.E. RICKER survey to the Gulf of Alaska, 27/06/2000 - 06/07/2000.

Fish Number	Species	Fork Length	Whole Body Weight (g wet)	Sex	Stomach Content Weight (g wet)	CWT age	CWT	Pit Tag	Fin Clip
HS200016-X01-108-120	PINK	137							
HS200016-X01-108-121	PINK	104							
HS200016-X01-108-122	PINK	144							
HS200016-X01-108-123	PINK	125							
HS200016-X01-108-124	PINK	117							
HS200016-X01-108-125	PINK	106							
HS200016-X01-108-126	PINK	79							
HS200016-X01-108-127	PINK	138							
HS200016-X01-108-128	PINK	102							
HS200016-X01-108-129	PINK	107							
HS200016-X01-108-130	PINK	110							
HS200016-X01-108-131	PINK	92							
HS200016-X01-108-132	PINK	81							
HS200016-X01-108-133	PINK	97							
HS200016-X01-108-134	PINK	94							
HS200016-X01-108-135	PINK	129							
HS200016-X01-108-136	PINK	128							
HS200016-X01-108-137	PINK	101							
HS200016-X01-108-138	PINK	83							
HS200016-X01-108-139	PINK	97							
HS200016-X01-108-140	PINK	100							
HS200016-X01-108-141	PINK	92							
HS200016-X01-108-142	PINK	133							
HS200016-X01-108-143	PINK	107							
HS200016-X01-108-144	PINK	112							
HS200016-X01-108-145	PINK	114							
HS200016-X01-108-146	PINK	88							
HS200016-X01-108-147	PINK	126							
HS200016-X01-108-148	PINK	133							
HS200016-X01-108-149	PINK	77							
HS200016-X01-108-150	PINK	93							
HS200016-X01-108-151	PINK	82							
HS200016-X01-108-152	PINK	117							
HS200016-X01-108-153	PINK	86							
HS200016-X01-108-154	PINK	95							
HS200016-X01-108-155	PINK	118							
HS200016-X01-108-156	PINK	114							
HS200016-X01-108-157	PINK	93							
HS200016-X01-108-158	PINK	110							

Table 2. Biological data collected for each salmon caught on the CCGS W.E. RICKER survey to the Gulf of Alaska, 27/06/2000 - 06/07/2000.

Fish Number	Species	Fork Length	Whole Body Weight (g wet)	Sex	Stomach Content Weight (g wet)	CWT age	CWT	Pit Tag	Fin Clip
HS200016-X01-108-159	PINK	96							
HS200016-X01-108-160	PINK	83							
HS200016-X01-108-161	PINK	85							
HS200016-X01-108-162	PINK	98							
HS200016-X01-108-163	PINK	94							
HS200016-X01-108-164	PINK	86							
HS200016-X01-108-165	PINK	147							
HS200016-X01-108-166	PINK	90							
HS200016-X01-108-167	PINK	105							
HS200016-X01-108-168	PINK	107							
HS200016-X01-108-169	PINK	132							
HS200016-X01-108-170	PINK	131							
HS200016-X01-108-171	PINK	102							
HS200016-X01-108-172	PINK	118							
HS200016-X01-108-173	PINK	98							
HS200016-X01-108-174	PINK	101							
HS200016-X01-108-175	PINK	113							
HS200016-X01-108-176	PINK	82							
HS200016-X01-108-177	PINK	112							
HS200016-X01-108-178	PINK	85							
HS200016-X01-108-179	PINK	97							
HS200016-X01-108-180	PINK	106							
HS200016-X01-108-181	PINK	82							
HS200016-X01-108-182	PINK	107							
HS200016-X01-108-183	PINK	91							
HS200016-X01-108-184	PINK	90							
HS200016-X01-108-185	PINK	128							
HS200016-X01-108-186	PINK	111							
HS200016-X01-108-187	PINK	121							
HS200016-X01-108-188	PINK	97							
HS200016-X01-108-189	PINK	110							
HS200016-X01-108-190	PINK	77							
HS200016-X01-108-191	PINK	98							
HS200016-X01-108-192	PINK	97							
HS200016-X01-108-193	PINK	114							
HS200016-X01-108-194	PINK	93							
HS200016-X01-108-195	PINK	92							
HS200016-X01-108-196	PINK	94							
HS200016-X01-108-197	PINK	141							

Table 2. Biological data collected for each salmon caught on the CCGS W.E. RICKER survey to the Gulf of Alaska, 27/06/2000 - 06/07/2000.

Fish Number	Species	Fork Length	Whole Body Weight (g wet)	Sex	Stomach Content Weight (g wet)	CWT age	CWT	Pit Tag	Fin Clip
HS200016-X01-108-198	PINK	112							
HS200016-X01-108-199	PINK	101							
HS200016-X01-108-200	PINK	103							
HS200016-X01-108-201	PINK	131							
HS200016-X01-108-202	PINK	104							
HS200016-X01-108-203	PINK	133							
HS200016-X01-108-204	PINK	97							
HS200016-X01-108-205	PINK	76							
HS200016-X01-108-206	PINK	88							
HS200016-X01-108-207	PINK	98							
HS200016-X01-108-208	PINK	98							
HS200016-X01-108-209	PINK	92							
HS200016-X01-108-210	PINK	86							
HS200016-X01-108-211	PINK	112							
HS200016-X01-108-212	PINK	120							
HS200016-X01-108-213	PINK	95							
HS200016-X01-108-214	PINK	107							
HS200016-X01-108-215	PINK	104							
HS200016-X01-108-216	PINK	83							
HS200016-X01-108-217	PINK	97							
HS200016-X01-108-218	PINK	82							
HS200016-X01-108-219	PINK	109							
HS200016-X01-108-220	PINK	133							
HS200016-X01-108-221	PINK	101							
HS200016-X01-108-222	PINK	97							
HS200016-X01-108-223	PINK	96							
HS200016-X01-108-224	PINK	94							
HS200016-X01-108-225	PINK	92							
HS200016-X01-108-226	PINK	102							
HS200016-X01-108-227	PINK	93							
HS200016-X01-108-228	PINK	113							
HS200016-X01-108-229	PINK	113							
HS200016-X01-108-230	PINK	107							
HS200016-X01-108-231	PINK	126							
HS200016-X01-108-232	PINK	113							
HS200016-X01-108-233	PINK	99							
HS200016-X01-108-234	PINK	104							
HS200016-X01-108-235	PINK	86							
HS200016-X01-108-236	PINK	113							



Table 2. Biological data collected for each salmon caught on the CCGS W.E. RICKER survey to the Gulf of Alaska, 27/06/2000 - 06/07/2000.

Fish Number	Species	Fork Length	Whole Body Weight (g wet)	Sex	Stomach Content Weight (g wet)	CWT age	CWT	Pit Tag	Fin Clip
HS200016-X01-108-237	PINK	107							
HS200016-X01-108-238	PINK	95							
HS200016-X01-108-239	PINK	91							
HS200016-X01-108-240	PINK	127							
HS200016-X01-108-241	PINK	93							
HS200016-X01-108-242	PINK	105							
HS200016-X01-108-243	PINK	93							
HS200016-X01-108-244	PINK	89							
HS200016-X01-108-245	PINK	128							
HS200016-X01-108-246	PINK	113							
HS200016-X01-108-247	PINK	87							
HS200016-X01-108-248	PINK	76							
HS200016-X01-108-249	PINK	73							
HS200016-X01-108-250	PINK	89							
HS200016-X01-108-251	PINK	72							
HS200016-X01-108-252	PINK	123							
HS200016-X01-108-253	PINK	140							
HS200016-X06-108-001	PINK	420	1106	M					
HS200016-X06-108-002	PINK	438	1094	F					
HS200016-X07-108-001	PINK	452	1100	M					
HS200016-X08-108-001	PINK	148	31	M	0.29				
HS200016-X08-108-002	PINK	148	29	M	0.34				
HS200016-X08-108-003	PINK	172	55	M	0.78				
HS200016-X08-108-004	PINK	155	34	F	0.29				
HS200016-X08-108-005	PINK	134	22	M	0.28				
HS200016-X08-108-006	PINK	159	37	F	0.81				
HS200016-X08-108-007	PINK	143	25	M	0.27				
HS200016-X08-108-008	PINK	151	31	F	0.69				
HS200016-X08-108-009	PINK	175	54	M	0.71				
HS200016-X08-108-010	PINK	161	44	M	0.41				
HS200016-X08-108-011	PINK	144	27	M	0.47				
HS200016-X08-108-012	PINK	148	27	M	0.43				
HS200016-X08-108-013	PINK	164		F	0.45				
HS200016-X08-108-014	PINK	161	38	F	0.75				
HS200016-X08-108-015	PINK	123		F	0.25				
HS200016-X08-108-016	PINK	161		M	0.67				
HS200016-X08-108-017	PINK	147		F	0.43				
HS200016-X08-108-018	PINK	151		F	0.43				
HS200016-X08-108-019	PINK	143		M	0.61				

Table 2. Biological data collected for each salmon caught on the CCGS W.E. RICKER survey to the Gulf of Alaska, 27/06/2000 - 06/07/2000.

Fish Number	Species	Fork Length	Whole Body Weight (g wet)	Sex	Stomach Content Weight (g wet)	CWT age	CWT	Pit Tag	Fin Clip
HS200016-X08-108-020	PINK	125		F	0.38				
HS200016-X08-108-021	PINK	155	36	M	0.74				
HS200016-X08-108-022	PINK	166	41	F	0.49				
HS200016-X08-108-023	PINK	165	42	M	0.64				
HS200016-X08-108-024	PINK	140	23	M	0.5				
HS200016-X08-108-025	PINK	148	31	M	0.72				
HS200016-X08-108-026	PINK	157	37	M	0.47				
HS200016-X08-108-027	PINK	156	41	F	1.05				
HS200016-X08-108-028	PINK	162	41	F	0.84				
HS200016-X08-108-029	PINK	131	21	M	0.5				
HS200016-X08-108-030	PINK	137	23	F	0.32				
HS200016-X08-108-031	PINK	135							
HS200016-X08-108-032	PINK	154							
HS200016-X08-108-033	PINK	155							
HS200016-X08-108-034	PINK	149							
HS200016-X08-108-035	PINK	152							
HS200016-X08-108-036	PINK	155							
HS200016-X08-108-037	PINK	140							
HS200016-X08-108-038	PINK	149							
HS200016-X08-108-039	PINK	135							
HS200016-X08-108-040	PINK	152							
HS200016-X08-108-041	PINK	130							
HS200016-X08-108-042	PINK	153							
HS200016-X08-108-043	PINK	157							
HS200016-X08-108-044	PINK	148							
HS200016-X08-108-045	PINK	132							
HS200016-X08-108-046	PINK	165							
HS200016-X08-108-047	PINK	140							
HS200016-X08-108-048	PINK	151							
HS200016-X08-108-049	PINK	151							
HS200016-X08-108-050	PINK	157							
HS200016-X08-108-051	PINK	146							
HS200016-X08-108-052	PINK	148							
HS200016-X08-108-053	PINK	128							
HS200016-X08-108-054	PINK	148							
HS200016-X08-108-055	PINK	153							
HS200016-X08-108-056	PINK	161							
HS200016-X08-108-057	PINK	130							
HS200016-X08-108-058	PINK	144							

Table 2. Biological data collected for each salmon caught on the CCGS W.E. RICKER survey to the Gulf of Alaska, 27/06/2000 - 06/07/2000.

Fish Number	Species	Fork Length	Whole Body Weight (g wet)	Sex	Stomach Content Weight (g wet)	CWT age	CWT	Pit Tag	Fin Clip
HS200016-X08-108-059	PINK	150							
HS200016-X08-108-060	PINK	122							
HS200016-X08-108-061	PINK	148							
HS200016-X08-108-062	PINK	165							
HS200016-X08-108-063	PINK	148							
HS200016-X08-108-064	PINK	128							
HS200016-X08-108-065	PINK	143							
HS200016-X08-108-066	PINK	156							
HS200016-X08-108-067	PINK	174							
HS200016-X08-108-068	PINK	145							
HS200016-X08-108-069	PINK	131							
HS200016-X08-108-070	PINK	138							
HS200016-X08-108-071	PINK	160							
HS200016-X08-108-072	PINK	133							
HS200016-X08-108-073	PINK	142							
HS200016-X08-108-074	PINK	139							
HS200016-X08-108-075	PINK	123							
HS200016-X08-108-076	PINK	150							
HS200016-X08-108-077	PINK	128							
HS200016-X08-108-078	PINK	120							
HS200016-X08-108-079	PINK	150							
HS200016-X08-108-080	PINK	498	1777	F					
HS200016-X08-108-081	PINK	581	2510	M					
HS200016-X08-108-082	PINK	500	1621	M					
HS200016-X08-108-083	PINK	525	1997	F					
HS200016-X08-108-084	PINK	534	1942	M					
HS200016-X08-108-085	PINK	505	1715	M					
HS200016-X08-108-086	PINK	543	2219	F					
HS200016-X08-108-087	PINK	572	2739	F					
HS200016-X08-108-088	PINK	525	2052	F					
HS200016-X08-108-089	PINK	518	2255	F					
HS200016-X08-108-090	PINK	530	2062						
HS200016-X08-108-091	PINK	510	1989						
HS200016-X08-108-092	PINK	532	2214						
HS200016-X08-108-093	PINK	576	2832						
HS200016-X08-108-094	PINK	560	2121						
HS200016-X08-108-095	PINK	465	1336						
HS200016-X08-108-096	PINK	536	2289						
HS200016-X08-108-097	PINK	581	2644						

Table 2. Biological data collected for each salmon caught on the CCGS W.E. RICKER survey to the Gulf of Alaska, 27/06/2000 - 06/07/2000.

Fish Number	Species	Fork Length	Whole Body Weight (g wet)	Sex	Stomach Content Weight (g wet)	CWT age	CWT	Pit Tag	Fin Clip
HS200016-X08-108-098	PINK	510	2072						
HS200016-X08-108-099	PINK	521	1847						
HS200016-X08-108-100	PINK	502	1835						
HS200016-X08-108-101	PINK	486	1527						
HS200016-X08-108-102	PINK	566	2459						
HS200016-X08-108-103	PINK	546	1924						
HS200016-X08-108-104	PINK	500	1661						
HS200016-X08-108-105	PINK	585	3010						
HS200016-X08-108-106	PINK	573	2627						
HS200016-X08-108-107	PINK	558	2545						
HS200016-X08-108-108	PINK	396	841						
HS200016-X08-108-109	PINK	512	1671						
HS200016-X08-108-110	PINK	525	2046						
HS200016-X08-108-111	PINK	482	1347						
HS200016-X08-108-112	PINK	540	2337						
HS200016-X08-108-113	PINK	496	1555						
HS200016-X08-108-114	PINK	484	1628						
HS200016-X08-108-115	PINK	530	2241						
HS200016-X08-108-116	PINK	494	1618						
HS200016-X08-108-117	PINK	506	1847						
HS200016-X09-108-001	PINK	629	3646	M					
HS200016-X09-108-002	PINK	436	912	F					
HS200016-E01-118-001	SOCKEYE	146	33	F	0.06				
HS200016-E01-118-002	SOCKEYE	135	22	F	0.22				
HS200016-E01-118-003	SOCKEYE	120	16	M	0.1				
HS200016-E01-118-004	SOCKEYE	110	14	M	0.2				
HS200016-E01-118-005	SOCKEYE	109	13	M	0.16				
HS200016-E01-118-006	SOCKEYE	119	16	M	0.26				
HS200016-E01-118-007	SOCKEYE	109	12	M	0.1				
HS200016-E01-118-008	SOCKEYE	570	2023	F					
HS200016-E01-118-009	SOCKEYE	611	2770	M					
HS200016-E01-118-010	SOCKEYE	602	2440	M					
HS200016-E01-118-011	SOCKEYE	555	2160	F					
HS200016-E01-118-012	SOCKEYE	568		M					
HS200016-E01-118-013	SOCKEYE	587	2594	F					
HS200016-E01-118-014	SOCKEYE	541	2062	F					
HS200016-E01-118-015	SOCKEYE	532	2159	M					
HS200016-E02-118-001	SOCKEYE	116	15	F	0.06				
HS200016-E02-118-002	SOCKEYE	119	16	F	0.26				

Table 2. Biological data collected for each salmon caught on the CCGS W.E. RICKER survey to the Gulf of Alaska, 27/06/2000 - 06/07/2000.

Fish Number	Species	Fork Length	Whole Body Weight (g wet)	Sex	Stomach Content Weight (g wet)	CWT age	CWT	Pit Tag	Fin Clip
HS200016-E03-118-001	SOCKEYE	125	20	M	0.36				
HS200016-E03-118-002	SOCKEYE	127	22		0.24				
HS200016-E03-118-003	SOCKEYE	119	17	F	0.21				
HS200016-E03-118-004	SOCKEYE	107	12	M	0.2				
HS200016-E03-118-005	SOCKEYE	125	21	M	0.73				
HS200016-E03-118-006	SOCKEYE	135	26	M	0.16				
HS200016-E03-118-007	SOCKEYE	125	18	M	0.3				
HS200016-E03-118-008	SOCKEYE	132	23	M	0.14				
HS200016-E03-118-009	SOCKEYE	132	22	M	0.13				
HS200016-E03-118-010	SOCKEYE	126	20	F	0.2				
HS200016-E03-118-011	SOCKEYE	127	22	M	0.2				
HS200016-E03-118-012	SOCKEYE	122	21	M	0.59				
HS200016-E03-118-013	SOCKEYE	126	19	M	0.2				
HS200016-E03-118-014	SOCKEYE	129	19	M	0.09				
HS200016-E03-118-015	SOCKEYE	120	18	M	0.25				
HS200016-E03-118-016	SOCKEYE	135	24	M	0.3				
HS200016-E03-118-017	SOCKEYE	120	17	M	0.23				
HS200016-E03-118-018	SOCKEYE	142	28	F	0.25				
HS200016-E03-118-019	SOCKEYE	128	21	F	0.29				
HS200016-E03-118-020	SOCKEYE	115	16	M	0.16				
HS200016-E03-118-021	SOCKEYE	135	24	M	0.25				
HS200016-E03-118-022	SOCKEYE	127	22	M	0.31				
HS200016-E03-118-023	SOCKEYE	124	19	F	0.34				
HS200016-E03-118-024	SOCKEYE	129	23	M	0.36				
HS200016-E03-118-025	SOCKEYE	122	20	M	0.35				
HS200016-E03-118-026	SOCKEYE	130	24		0.24				
HS200016-E03-118-027	SOCKEYE	126	20	M	0.21				
HS200016-E03-118-028	SOCKEYE	124	18	F	0.53				
HS200016-E03-118-029	SOCKEYE	125	23	F	0.18				
HS200016-E03-118-030	SOCKEYE	136	25	M	0.23				
HS200016-E03-118-031	SOCKEYE	150							
HS200016-E03-118-032	SOCKEYE	130							
HS200016-E03-118-033	SOCKEYE	121							
HS200016-E03-118-034	SOCKEYE	120							
HS200016-E03-118-035	SOCKEYE	124							
HS200016-E03-118-036	SOCKEYE	131							
HS200016-E03-118-037	SOCKEYE	134							
HS200016-E03-118-038	SOCKEYE	108							
HS200016-E03-118-039	SOCKEYE	119							

Table 2. Biological data collected for each salmon caught on the CCGS W.E. RICKER survey to the Gulf of Alaska, 27/06/2000 - 06/07/2000.

Fish Number	Species	Fork Length	Whole Body Weight (g wet)	Sex	Stomach Content Weight (g wet)	CWT age	CWT	Pit Tag	Fin Clip
HS200016-E03-118-040	SOCKEYE	126							
HS200016-E03-118-041	SOCKEYE	125							
HS200016-E03-118-042	SOCKEYE	117							
HS200016-E03-118-043	SOCKEYE	114							
HS200016-E03-118-044	SOCKEYE	116							
HS200016-E03-118-045	SOCKEYE	109							
HS200016-E04-118-001	SOCKEYE	133		M	0.09				
HS200016-E04-118-002	SOCKEYE	128		F	0.21				
HS200016-E04-118-003	SOCKEYE	113		M	0.03				
HS200016-E04-118-004	SOCKEYE	118			0.16				
HS200016-E04-118-005	SOCKEYE	121			0.11				
HS200016-E04-118-006	SOCKEYE	136		F	1.02				
HS200016-E04-118-007	SOCKEYE	128		M	0.09				
HS200016-E04-118-008	SOCKEYE	142		M	0.1				
HS200016-E04-118-009	SOCKEYE	140		M	0.26				
HS200016-E04-118-010	SOCKEYE	132		F	0.11				
HS200016-E04-118-011	SOCKEYE	126		M	0.57				
HS200016-E04-118-012	SOCKEYE	131		F	0.12				
HS200016-E04-118-013	SOCKEYE	135		F	0.46				
HS200016-E04-118-014	SOCKEYE	132		M	0.13				
HS200016-E04-118-015	SOCKEYE	138		M	0.41				
HS200016-E04-118-016	SOCKEYE	141		M	0.62				
HS200016-E04-118-017	SOCKEYE	140		F	0.15				
HS200016-E04-118-018	SOCKEYE	123		F	0.26				
HS200016-E04-118-019	SOCKEYE	126		F	0.33				
HS200016-E04-118-020	SOCKEYE	135		M	0.1				
HS200016-E04-118-021	SOCKEYE	134		F	0.12				
HS200016-E04-118-022	SOCKEYE	132		F	0.14				
HS200016-E04-118-023	SOCKEYE	122		M	0.27				
HS200016-E04-118-024	SOCKEYE	122		F	0.29				
HS200016-E04-118-025	SOCKEYE	129		M	0.49				
HS200016-E04-118-026	SOCKEYE	121		F	0.08				
HS200016-E04-118-027	SOCKEYE	118		F	0.27				
HS200016-E04-118-028	SOCKEYE	120		M	0.15				
HS200016-E04-118-029	SOCKEYE	121		M	0.11				
HS200016-E04-118-030	SOCKEYE	114		F	0.1				
HS200016-E04-118-031	SOCKEYE	113							
HS200016-E04-118-032	SOCKEYE	104							
HS200016-E04-118-033	SOCKEYE	120							

Table 2. Biological data collected for each salmon caught on the CCGS W.E. RICKER survey to the Gulf of Alaska, 27/06/2000 - 06/07/2000.

Fish Number	Species	Fork Length	Whole Body Weight (g wet)	Sex	Stomach Content Weight (g wet)	CWT age	CWT	Pit Tag	Fin Clip
HS200016-E04-118-034	SOCKEYE	123							
HS200016-E05-118-001	SOCKEYE	165	44	F	0.27				
HS200016-E05-118-002	SOCKEYE	140	30	M	0.72				
HS200016-E05-118-003	SOCKEYE	160	38	F	0.66				
HS200016-E05-118-004	SOCKEYE	165	48	F	0.57				
HS200016-E05-118-005	SOCKEYE	129	24	M	0.55				
HS200016-E05-118-006	SOCKEYE	137	26	M	0.35				
HS200016-E05-118-007	SOCKEYE	134	25	M	0.59				
HS200016-E05-118-008	SOCKEYE	126	20	F	1.05				
HS200016-E05-118-009	SOCKEYE	139	28	M	0.42				
HS200016-E05-118-010	SOCKEYE	549	2067	F					
HS200016-E05-118-011	SOCKEYE	540	2109	F					
HS200016-FI01-118-001	SOCKEYE	119	18	M	0.19				
HS200016-FI01-118-002	SOCKEYE	132	23	M	0.25				
HS200016-FI01-118-003	SOCKEYE	118	16	F	0.24				
HS200016-FI01-118-004	SOCKEYE	142	31	M	0.46				
HS200016-FI01-118-005	SOCKEYE	154	38	M	0.74				
HS200016-FI01-118-006	SOCKEYE	134	23	M	0.67				
HS200016-FI01-118-007	SOCKEYE	146	30	M	0.4				
HS200016-FI01-118-008	SOCKEYE	129	20	M	0.51				
HS200016-FI01-118-009	SOCKEYE	132	22	M	0.23				
HS200016-FI01-118-010	SOCKEYE	132	24	M	0.29				
HS200016-FI01-118-011	SOCKEYE	123	17	M	0.58				
HS200016-FI01-118-012	SOCKEYE	127	20	F	0.15				
HS200016-FI01-118-013	SOCKEYE	120		M	0.45				
HS200016-FI01-118-014	SOCKEYE	156	40	M	0.69				
HS200016-FI01-118-015	SOCKEYE	143	30	M	0.27				
HS200016-FI01-118-016	SOCKEYE	157	38	F	0.61				
HS200016-FI01-118-017	SOCKEYE	146	31	M	0.97				
HS200016-FI01-118-018	SOCKEYE	147	32	M	0.69				
HS200016-FI01-118-019	SOCKEYE	132	21	M	0.11				
HS200016-FI01-118-020	SOCKEYE	143	29	M	0.83				
HS200016-FI01-118-021	SOCKEYE	122	17	F	0.42				
HS200016-FI01-118-022	SOCKEYE	116	15	M	0.34				
HS200016-FI01-118-023	SOCKEYE	118	15	M	0.45				
HS200016-FI01-118-024	SOCKEYE	137	27	F	0.35				
HS200016-FI01-118-025	SOCKEYE	146		F	0.37				
HS200016-FI01-118-026	SOCKEYE	477	1296	M					
HS200016-FI01-118-027	SOCKEYE	569	2581	M					

Table 2. Biological data collected for each salmon caught on the CCGS W.E. RICKER survey to the Gulf of Alaska, 27/06/2000 - 06/07/2000.

Fish Number	Species	Fork Length	Whole Body Weight (g wet)	Sex	Stomach Content Weight (g wet)	CWT age	CWT	Pit Tag	Fin Clip
HS200016-FI02-118-001	SOCKEYE	134	23	F	0.23				
HS200016-FI02-118-002	SOCKEYE	128	22	M	0.17				
HS200016-FI02-118-003	SOCKEYE	114	13	M	0.14				
HS200016-FI02-118-004	SOCKEYE	124	17	M	0.18				
HS200016-FI02-118-005	SOCKEYE	146	27	F	0.23				
HS200016-FI04-118-001	SOCKEYE	173	55	F	0.77				
HS200016-FI04-118-002	SOCKEYE	163	43	M	0.52				
HS200016-FI04-118-003	SOCKEYE	155	35	F	0.21				
HS200016-FI04-118-004	SOCKEYE	150	36	M	0.36				
HS200016-FI04-118-005	SOCKEYE	155	38	M	0.51				
HS200016-FI04-118-006	SOCKEYE	148	33	M	0.26				
HS200016-FI04-118-007	SOCKEYE	147	33	M	0.63				
HS200016-FI04-118-008	SOCKEYE	122	17	M	0.29				
HS200016-FI04-118-009	SOCKEYE	163	45	M	0.63				
HS200016-FI04-118-010	SOCKEYE	163	44	F	0.35				
HS200016-FI04-118-011	SOCKEYE	126	17	M	0.22				
HS200016-FI04-118-012	SOCKEYE	153	37	F	0.84				
HS200016-FI04-118-013	SOCKEYE	167	44	F	0.86				
HS200016-FI04-118-014	SOCKEYE	142	29	F	0.84				
HS200016-FI04-118-015	SOCKEYE	141	26	M	0.29				
HS200016-FI04-118-016	SOCKEYE	138	26	M	0.25				
HS200016-FI04-118-017	SOCKEYE	150	34	M	0.67				
HS200016-FI04-118-018	SOCKEYE	119	17	M	0.3				
HS200016-FI04-118-019	SOCKEYE	133	24	M	0.25				
HS200016-SS01-118-001	SOCKEYE	122	15	M	0.05				
HS200016-SS01-118-002	SOCKEYE	120	16	F	0.51				
HS200016-SS01-118-003	SOCKEYE	100	8	M	0.16				
HS200016-SS01-118-004	SOCKEYE	579	2555	F					
HS200016-SS01-118-005	SOCKEYE	561	2187	F					
HS200016-SS01-118-006	SOCKEYE	539	1917	M					
HS200016-SS02-118-001	SOCKEYE	101	10	M	0.07				
HS200016-SS02-118-002	SOCKEYE	121	16	M	0.12				
HS200016-SS02-118-003	SOCKEYE	617	3244	M					
HS200016-SS05-118-001	SOCKEYE	124	17	M	0.1				
HS200016-SS05-118-002	SOCKEYE	122	16	M	0.11				
HS200016-SS05-118-003	SOCKEYE	120	17	M	0.05				
HS200016-SS05-118-004	SOCKEYE	118	16	F	0.13				
HS200016-SS05-118-005	SOCKEYE	118	15	M	0.11				
HS200016-SS05-118-006	SOCKEYE	122	20	F	0.09				



Table 2. Biological data collected for each salmon caught on the CCGS W.E. RICKER survey to the Gulf of Alaska, 27/06/2000 - 06/07/2000.

Fish Number	Species	Fork Length	Whole Body Weight (g wet)	Sex	Stomach Content Weight (g wet)	CWT age	CWT	Pit Tag	Fin Clip
HS200016-SS05-118-007	SOCKEYE	120	17	F	0.13				
HS200016-SS05-118-008	SOCKEYE	127	18	F	0.13				
HS200016-SS05-118-009	SOCKEYE	120	17	F	0.07				
HS200016-SS05-118-010	SOCKEYE	122	18	F	0.25				
HS200016-SS05-118-011	SOCKEYE	120	16	M	0.05				
HS200016-SS05-118-012	SOCKEYE	111	13	M	0.1				
HS200016-SS05-118-013	SOCKEYE	107	11	M	0.21				
HS200016-SS05-118-014	SOCKEYE	120	17	F	0.24				
HS200016-SS05-118-015	SOCKEYE	115	16	F	0.07				
HS200016-SS05-118-016	SOCKEYE	113	13	F	0.07				
HS200016-SS05-118-017	SOCKEYE	105	11	M	0.05				
HS200016-SS05-118-018	SOCKEYE	106	12	F	0.11				
HS200016-SS05-118-019	SOCKEYE	108	13	M	0.33				
HS200016-SS05-118-020	SOCKEYE	100	9	F	0.14				
HS200016-SS05-118-021	SOCKEYE	112	13	M	0.11				
HS200016-SS05-118-022	SOCKEYE	110	14	M	0.1				
HS200016-SS05-118-023	SOCKEYE	105	10	F	0.13				
HS200016-SS05-118-024	SOCKEYE	120	16	M	0.08				
HS200016-SS05-118-025	SOCKEYE	115	13	F	0.11				
HS200016-SS05-118-026	SOCKEYE	110	13	M	0.25				
HS200016-SS05-118-027	SOCKEYE	108	12	M	0.11				
HS200016-SS05-118-028	SOCKEYE	102	10	M	0.05				
HS200016-SS05-118-029	SOCKEYE	121	16	M	0.11				
HS200016-T03-118-001	SOCKEYE	121	16	M	0.03				
HS200016-T03-118-002	SOCKEYE	117	14	M	0.02				
HS200016-T03-118-003	SOCKEYE	119	13	M	0.08				
HS200016-T03-118-004	SOCKEYE	129	19	M	0.06				
HS200016-T03-118-005	SOCKEYE	124	16	F	0.03				
HS200016-T03-118-006	SOCKEYE	122	16	M	0.17				
HS200016-T03-118-007	SOCKEYE	117	14	M	0.11				
HS200016-T03-118-008	SOCKEYE	117	14	M	0.02				
HS200016-T03-118-009	SOCKEYE	127	18	M	0.06				
HS200016-T03-118-010	SOCKEYE	126	17	M	0.06				
HS200016-T03-118-011	SOCKEYE	118	14	M	0.26				
HS200016-T03-118-012	SOCKEYE	122	17	F	0.01				
HS200016-T03-118-013	SOCKEYE	121	16	M	0.08				
HS200016-T03-118-014	SOCKEYE	117	14	M	0.07				
HS200016-T03-118-015	SOCKEYE	116	13	F	0				
HS200016-T03-118-016	SOCKEYE	107	10	F	0.23				

Table 2. Biological data collected for each salmon caught on the CCGS W.E. RICKER survey to the Gulf of Alaska, 27/06/2000 - 06/07/2000.

Fish Number	Species	Fork Length	Whole Body Weight (g wet)	Sex	Stomach Content Weight (g wet)	CWT age	CWT	Pit Tag	Fin Clip
HS200016-T03-118-017	SOCKEYE	118	14	M	0.09				
HS200016-T03-118-018	SOCKEYE	125	15	M	0.15				
HS200016-T03-118-019	SOCKEYE	116	14	F	0.18				
HS200016-T03-118-020	SOCKEYE	124	17	M	0.05				
HS200016-T03-118-021	SOCKEYE	125	18	F	0.07				
HS200016-T03-118-022	SOCKEYE	123	16	M	0.07				
HS200016-T03-118-023	SOCKEYE	117	14	M	0.09				
HS200016-T03-118-024	SOCKEYE	118	15	M	0.12				
HS200016-T03-118-025	SOCKEYE	118	14	M	0.1				
HS200016-T03-118-026	SOCKEYE	126	19	M	0.11				
HS200016-T03-118-027	SOCKEYE	118	15	F	0.06				
HS200016-T03-118-028	SOCKEYE	115	14	M	0.08				
HS200016-T03-118-029	SOCKEYE	118	15	M	0.07				
HS200016-T03-118-030	SOCKEYE	126	18	M	0.14				
HS200016-T03-118-031	SOCKEYE	114							
HS200016-T03-118-032	SOCKEYE	129							
HS200016-T03-118-033	SOCKEYE	127							
HS200016-T03-118-034	SOCKEYE	122							
HS200016-T03-118-035	SOCKEYE	115							
HS200016-T03-118-036	SOCKEYE	122							
HS200016-T03-118-037	SOCKEYE	115							
HS200016-T03-118-038	SOCKEYE	115							
HS200016-T03-118-039	SOCKEYE	124							
HS200016-T03-118-040	SOCKEYE	110							
HS200016-T03-118-041	SOCKEYE	119							
HS200016-T03-118-042	SOCKEYE	109							
HS200016-T03-118-043	SOCKEYE	120							
HS200016-T03-118-044	SOCKEYE	126							
HS200016-T03-118-045	SOCKEYE	122							
HS200016-T03-118-046	SOCKEYE	108							
HS200016-T03-118-047	SOCKEYE	103							
HS200016-T03-118-048	SOCKEYE	119							
HS200016-T03-118-049	SOCKEYE	124							
HS200016-T03-118-050	SOCKEYE	117							
HS200016-T03-118-051	SOCKEYE	118							
HS200016-T03-118-052	SOCKEYE	113							
HS200016-T03-118-053	SOCKEYE	118							
HS200016-T03-118-054	SOCKEYE	122							
HS200016-T03-118-055	SOCKEYE	119							

Table 2. Biological data collected for each salmon caught on the CCGS W.E. RICKER survey to the Gulf of Alaska, 27/06/2000 - 06/07/2000.

Fish Number	Species	Fork Length	Whole Body Weight (g wet)	Sex	Stomach Content Weight (g wet)	CWT age	CWT	Pit Tag	Fin Clip
HS200016-T03-118-056	SOCKEYE	118							
HS200016-T03-118-057	SOCKEYE	127							
HS200016-T03-118-058	SOCKEYE	124							
HS200016-T03-118-059	SOCKEYE	125							
HS200016-T03-118-060	SOCKEYE	116							
HS200016-T03-118-061	SOCKEYE	121							
HS200016-T03-118-062	SOCKEYE	112							
HS200016-T03-118-063	SOCKEYE	127							
HS200016-T03-118-064	SOCKEYE	124							
HS200016-T03-118-065	SOCKEYE	115							
HS200016-T03-118-066	SOCKEYE	117							
HS200016-T03-118-067	SOCKEYE	118							
HS200016-T03-118-068	SOCKEYE	120							
HS200016-T03-118-069	SOCKEYE	115							
HS200016-T03-118-070	SOCKEYE	129							
HS200016-T03-118-071	SOCKEYE	133							
HS200016-T03-118-072	SOCKEYE	116							
HS200016-T03-118-073	SOCKEYE	121							
HS200016-T03-118-074	SOCKEYE	121							
HS200016-T03-118-075	SOCKEYE	112							
HS200016-T03-118-076	SOCKEYE	112							
HS200016-T03-118-077	SOCKEYE	116							
HS200016-T03-118-078	SOCKEYE	117							
HS200016-T03-118-079	SOCKEYE	120							
HS200016-T03-118-080	SOCKEYE	117							
HS200016-T03-118-081	SOCKEYE	121							
HS200016-T03-118-082	SOCKEYE	123							
HS200016-T03-118-083	SOCKEYE	114							
HS200016-T03-118-084	SOCKEYE	115							
HS200016-T03-118-085	SOCKEYE	125							
HS200016-T03-118-086	SOCKEYE	114							
HS200016-T03-118-087	SOCKEYE	120							
HS200016-T03-118-088	SOCKEYE	110							
HS200016-T03-118-089	SOCKEYE	122							
HS200016-T03-118-090	SOCKEYE	120							
HS200016-T03-118-091	SOCKEYE	118							
HS200016-T03-118-092	SOCKEYE	119							
HS200016-T03-118-093	SOCKEYE	114							
HS200016-T03-118-094	SOCKEYE	120							

Table 2. Biological data collected for each salmon caught on the CCGS W.E. RICKER survey to the Gulf of Alaska, 27/06/2000 - 06/07/2000.

Fish Number	Species	Fork Length	Whole Body Weight (g wet)	Sex	Stomach Content Weight (g wet)	CWT age	CWT	Pit Tag	Fin Clip
HS200016-T03-118-095	SOCKEYE	115							
HS200016-T03-118-096	SOCKEYE	127							
HS200016-T04-118-001	SOCKEYE	158	36	M	0.18				
HS200016-T04-118-002	SOCKEYE	136	24	M	0.33				
HS200016-T04-118-003	SOCKEYE	113	15	F	0.74				
HS200016-T04-118-004	SOCKEYE	157	36	F	0.48				
HS200016-T05-118-001	SOCKEYE	133	25	M	1.32				
HS200016-T05-118-002	SOCKEYE	137	26	M	1.51				
HS200016-T05-118-003	SOCKEYE	106	11	M	0.35				
HS200016-T05-118-004	SOCKEYE	130	22	F	0.76				
HS200016-T05-118-005	SOCKEYE	123	17	F	0.36				
HS200016-T05-118-006	SOCKEYE	127	22	M	1.02				
HS200016-T05-118-007	SOCKEYE	154	37	F	1.41				
HS200016-T05-118-008	SOCKEYE	139	27	F	1.25				
HS200016-T05-118-009	SOCKEYE	124	17	M	0.32				
HS200016-T05-118-010	SOCKEYE	134	25	M	1.45				
HS200016-T05-118-011	SOCKEYE	154	37	F	0.69				
HS200016-T05-118-012	SOCKEYE	130	22	M	0.84				
HS200016-T05-118-013	SOCKEYE	135	24	M	0.86				
HS200016-T05-118-014	SOCKEYE	129	24	M	1.31				
HS200016-T05-118-015	SOCKEYE	135	26	M	0.77				
HS200016-T05-118-016	SOCKEYE	126	21	F	0.58				
HS200016-T05-118-017	SOCKEYE	136	29	M	1.01				
HS200016-T05-118-018	SOCKEYE	128	20	F	0.47				
HS200016-T05-118-019	SOCKEYE	124	19	M	0.61				
HS200016-T05-118-020	SOCKEYE	131	23	M	0.65				
HS200016-T05-118-021	SOCKEYE	134	26	M	1.05				
HS200016-T05-118-022	SOCKEYE	137	24	M	0.26				
HS200016-T05-118-023	SOCKEYE	120	15	M	0.54				
HS200016-T05-118-024	SOCKEYE	122	22	F	1.22				
HS200016-T05-118-025	SOCKEYE	131	21	M	0.45				
HS200016-T05-118-026	SOCKEYE	128	21	F	0.32				
HS200016-T06-118-001	SOCKEYE	141	29	F	1.11				
HS200016-T06-118-002	SOCKEYE	153	35	F	0.97				
HS200016-T06-118-003	SOCKEYE	139	26	M	1.23				
HS200016-T06-118-004	SOCKEYE	117	16	F	0.56				
HS200016-T07-118-001	SOCKEYE	140	28	M	0.32				
HS200016-T07-118-002	SOCKEYE	139	27	M	0.97				
HS200016-T07-118-003	SOCKEYE	137	25	F	0.59				

Table 2. Biological data collected for each salmon caught on the CCGS W.E. RICKER survey to the Gulf of Alaska, 27/06/2000 - 06/07/2000.

Fish Number	Species	Fork Length	Whole Body Weight (g wet)	Sex	Stomach Content Weight (g wet)	CWT age	CWT	Pit Tag	Fin Clip
HS200016-T07-118-004	SOCKEYE	122	16	F	0.2				
HS200016-T07-118-005	SOCKEYE	127	20	F	0.46				
HS200016-T07-118-006	SOCKEYE	135	23	M	0.87				
HS200016-T07-118-007	SOCKEYE	139	28	M	0.97				
HS200016-T07-118-008	SOCKEYE	131	21	M	0.84				
HS200016-T07-118-009	SOCKEYE	159	38	F	1.22				
HS200016-T07-118-010	SOCKEYE	136	25	M	0.99				
HS200016-T07-118-011	SOCKEYE	187	52	M	0.82				
HS200016-T07-118-012	SOCKEYE	120	15	F	0.5				
HS200016-T07-118-013	SOCKEYE	136	26	F	0.46				
HS200016-T07-118-014	SOCKEYE	138	26	M	0.38				
HS200016-T07-118-015	SOCKEYE	132	23	F	0.51				
HS200016-T07-118-016	SOCKEYE	146	32	M	0.75				
HS200016-T07-118-017	SOCKEYE	146	30	M	0.7				
HS200016-T07-118-018	SOCKEYE	136	25	F	0.85				
HS200016-T07-118-019	SOCKEYE	137	25	F	0.71				
HS200016-T07-118-020	SOCKEYE	141	29	M	1.23				
HS200016-T07-118-021	SOCKEYE	143	30	M	1.13				
HS200016-T07-118-022	SOCKEYE	138	27	F	0.77				
HS200016-T07-118-023	SOCKEYE	137	26	F	0.71				
HS200016-T08-118-001	SOCKEYE	137	26	M	1.13				
HS200016-T08-118-002	SOCKEYE	131	23	M	0.94				
HS200016-T08-118-003	SOCKEYE	128	23	F	0.7				
HS200016-T08-118-004	SOCKEYE	140	28	M	0.65				
HS200016-T08-118-005	SOCKEYE	125	21	F	0.77				
HS200016-T08-118-006	SOCKEYE	120	17	M	0.83				
HS200016-T08-118-007	SOCKEYE	141	27	F	0.95				
HS200016-T08-118-008	SOCKEYE	151	37	M	1.04				
HS200016-T08-118-009	SOCKEYE	131	26	M	1.15				
HS200016-T08-118-010	SOCKEYE	137	29	M	0.96				
HS200016-T08-118-011	SOCKEYE	148	33	F	0.76				
HS200016-T08-118-012	SOCKEYE	131	22	M	1.05				
HS200016-T08-118-013	SOCKEYE	139	28	F	0.76				
HS200016-T08-118-014	SOCKEYE	131	24	M	0.51				
HS200016-T08-118-015	SOCKEYE	135	25	M	0.69				
HS200016-T08-118-016	SOCKEYE	137	27	M	0.64				
HS200016-T08-118-017	SOCKEYE	132	23	F	0.68				
HS200016-T08-118-018	SOCKEYE	134	26	M	1.02				
HS200016-T08-118-019	SOCKEYE	144	29	F	1.52				

Table 2. Biological data collected for each salmon caught on the CCGS W.E. RICKER survey to the Gulf of Alaska, 27/06/2000 - 06/07/2000.

Fish Number	Species	Fork Length	Whole Body Weight (g wet)	Sex	Stomach Content Weight (g wet)	CWT age	CWT	Pit Tag	Fin Clip
HS200016-T08-118-020	SOCKEYE	136	27	F	1.15				
HS200016-T08-118-021	SOCKEYE	137	25	M	0.97				
HS200016-T08-118-022	SOCKEYE	140	29	M	0.76				
HS200016-T08-118-023	SOCKEYE	136	24	F	0.44				
HS200016-T08-118-024	SOCKEYE	99	9	M	0.28				
HS200016-T08-118-025	SOCKEYE	115	15	M	0.75				
HS200016-T08-118-026	SOCKEYE	142	30	F	1.27				
HS200016-X01-118-001	SOCKEYE	135	25	F	0.25				
HS200016-X01-118-002	SOCKEYE	141	26	M	0.21				
HS200016-X01-118-003	SOCKEYE	178	49	M	0.05				
HS200016-X01-118-004	SOCKEYE	132	23	M	0.42				
HS200016-X01-118-005	SOCKEYE	134	24	M	0.37				
HS200016-X01-118-006	SOCKEYE	141	27	F	0.25				
HS200016-X01-118-007	SOCKEYE	133	23	M	0.14				
HS200016-X01-118-008	SOCKEYE	134	23	M	0.26				
HS200016-X01-118-009	SOCKEYE	131	25	M	0.4				
HS200016-X01-118-010	SOCKEYE	144	32	M	0.31				
HS200016-X01-118-011	SOCKEYE	138	27	F	0.27				
HS200016-X01-118-012	SOCKEYE	126	20	F	0.12				
HS200016-X01-118-013	SOCKEYE	134	24	F	0.31				
HS200016-X01-118-014	SOCKEYE	133	24	M	0.4				
HS200016-X01-118-015	SOCKEYE	128	22	F	0.34				
HS200016-X01-118-016	SOCKEYE	143	29	F	0.18				
HS200016-X01-118-017	SOCKEYE	134	23	F	0.36				
HS200016-X01-118-018	SOCKEYE	143	30	M	0.24				
HS200016-X01-118-019	SOCKEYE	136	25	M	0.65				
HS200016-X01-118-020	SOCKEYE	140	27	M	0.21				
HS200016-X01-118-021	SOCKEYE	129	21	M	0.26				
HS200016-X01-118-022	SOCKEYE	131	23	M	0.36				
HS200016-X01-118-023	SOCKEYE	135	24	M	0.6				
HS200016-X01-118-024	SOCKEYE	134	23	M	0.16				
HS200016-X01-118-025	SOCKEYE	141	26	M	0.1				
HS200016-X01-118-026	SOCKEYE	143	30	F	0.34				
HS200016-X01-118-027	SOCKEYE	135	25	F	0.3				
HS200016-X01-118-028	SOCKEYE	130	22	M	0.11				
HS200016-X01-118-029	SOCKEYE	132	23	M	0.41				
HS200016-X01-118-030	SOCKEYE	135	25	F	0.42				
HS200016-X01-118-031	SOCKEYE	135							
HS200016-X01-118-032	SOCKEYE	140							

Table 2. Biological data collected for each salmon caught on the CCGS W.E. RICKER survey to the Gulf of Alaska, 27/06/2000 - 06/07/2000.

Fish Number	Species	Fork Length	Whole Body Weight (g wet)	Sex	Stomach Content Weight (g wet)	CWT age	CWT	Pit Tag	Fin Clip
HS200016-X01-118-033	SOCKEYE	126							
HS200016-X01-118-034	SOCKEYE	132							
HS200016-X01-118-035	SOCKEYE	141							
HS200016-X01-118-036	SOCKEYE	131							
HS200016-X01-118-037	SOCKEYE	132							
HS200016-X01-118-038	SOCKEYE	126							
HS200016-X01-118-039	SOCKEYE	125							
HS200016-X01-118-040	SOCKEYE	119							
HS200016-X01-118-041	SOCKEYE	133							
HS200016-X01-118-042	SOCKEYE	119							
HS200016-X01-118-043	SOCKEYE	119							
HS200016-X01-118-044	SOCKEYE	133							
HS200016-X01-118-045	SOCKEYE	143							
HS200016-X01-118-046	SOCKEYE	130							
HS200016-X01-118-047	SOCKEYE	127							
HS200016-X01-118-048	SOCKEYE	128							
HS200016-X01-118-049	SOCKEYE	130							
HS200016-X01-118-050	SOCKEYE	131							
HS200016-X01-118-051	SOCKEYE	134							
HS200016-X01-118-052	SOCKEYE	132							
HS200016-X01-118-053	SOCKEYE	125							
HS200016-X01-118-054	SOCKEYE	141							
HS200016-X01-118-055	SOCKEYE	138							
HS200016-X01-118-056	SOCKEYE	176							
HS200016-X01-118-057	SOCKEYE	149							
HS200016-X01-118-058	SOCKEYE	137							
HS200016-X01-118-059	SOCKEYE	139							
HS200016-X01-118-060	SOCKEYE	124							
HS200016-X01-118-061	SOCKEYE	128							
HS200016-X01-118-062	SOCKEYE	136							
HS200016-X01-118-063	SOCKEYE	126							
HS200016-X01-118-064	SOCKEYE	142							
HS200016-X01-118-065	SOCKEYE	124							
HS200016-X01-118-066	SOCKEYE	145							
HS200016-X01-118-067	SOCKEYE	137							
HS200016-X01-118-068	SOCKEYE	121							
HS200016-X01-118-069	SOCKEYE	123							
HS200016-X01-118-070	SOCKEYE	130							
HS200016-X01-118-071	SOCKEYE	122							

Table 2. Biological data collected for each salmon caught on the CCGS W.E. RICKER survey to the Gulf of Alaska, 27/06/2000 - 06/07/2000.

Fish Number	Species	Fork Length	Whole Body Weight (g wet)	Sex	Stomach Content Weight (g wet)	CWT age	CWT	Pit Tag	Fin Clip
HS200016-X01-118-072	SOCKEYE	126							
HS200016-X01-118-073	SOCKEYE	122							
HS200016-X01-118-074	SOCKEYE	137							
HS200016-X01-118-075	SOCKEYE	133							
HS200016-X01-118-076	SOCKEYE	140							
HS200016-X01-118-077	SOCKEYE	121							
HS200016-X01-118-078	SOCKEYE	138							
HS200016-X01-118-079	SOCKEYE	126							
HS200016-X01-118-080	SOCKEYE	119							
HS200016-X01-118-081	SOCKEYE	128							
HS200016-X01-118-082	SOCKEYE	132							
HS200016-X01-118-083	SOCKEYE	149							
HS200016-X01-118-084	SOCKEYE	126							
HS200016-X01-118-085	SOCKEYE	148							
HS200016-X01-118-086	SOCKEYE	139							
HS200016-X01-118-087	SOCKEYE	134							
HS200016-X01-118-088	SOCKEYE	128							
HS200016-X01-118-089	SOCKEYE	127							
HS200016-X01-118-090	SOCKEYE	135							
HS200016-X01-118-091	SOCKEYE	136							
HS200016-X01-118-092	SOCKEYE	127							
HS200016-X01-118-093	SOCKEYE	137							
HS200016-X01-118-094	SOCKEYE	134							
HS200016-X01-118-095	SOCKEYE	140							
HS200016-X01-118-096	SOCKEYE	135							
HS200016-X01-118-097	SOCKEYE	143							
HS200016-X01-118-098	SOCKEYE	112							
HS200016-X01-118-099	SOCKEYE	112							
HS200016-X01-118-100	SOCKEYE	132							
HS200016-X01-118-101	SOCKEYE	135							
HS200016-X01-118-102	SOCKEYE	131							
HS200016-X01-118-103	SOCKEYE	126							
HS200016-X01-118-104	SOCKEYE	122							
HS200016-X01-118-105	SOCKEYE	133							
HS200016-X01-118-106	SOCKEYE	130							
HS200016-X01-118-107	SOCKEYE	130							
HS200016-X01-118-108	SOCKEYE	126							
HS200016-X01-118-109	SOCKEYE	135							
HS200016-X01-118-110	SOCKEYE	124							



Table 2. Biological data collected for each salmon caught on the CCGS W.E. RICKER survey to the Gulf of Alaska, 27/06/2000 - 06/07/2000.

Fish Number	Species	Fork Length	Whole Body Weight (g wet)	Sex	Stomach Content Weight (g wet)	CWT age	CWT	Pit Tag	Fin Clip
HS200016-X01-118-111	SOCKEYE	145							
HS200016-X01-118-112	SOCKEYE	136							
HS200016-X01-118-113	SOCKEYE	134							
HS200016-X01-118-114	SOCKEYE	135							
HS200016-X01-118-115	SOCKEYE	139							
HS200016-X01-118-116	SOCKEYE	127							
HS200016-X01-118-117	SOCKEYE	135							
HS200016-X01-118-118	SOCKEYE	130							
HS200016-X01-118-119	SOCKEYE	116							
HS200016-X01-118-120	SOCKEYE	140							
HS200016-X01-118-121	SOCKEYE	131							
HS200016-X01-118-122	SOCKEYE	125							
HS200016-X01-118-123	SOCKEYE	143							
HS200016-X01-118-124	SOCKEYE	130							
HS200016-X01-118-125	SOCKEYE	130							
HS200016-X01-118-126	SOCKEYE	131							
HS200016-X01-118-127	SOCKEYE	135							
HS200016-X01-118-128	SOCKEYE	134							
HS200016-X01-118-129	SOCKEYE	135							
HS200016-X01-118-130	SOCKEYE	124							
HS200016-X01-118-131	SOCKEYE	131							
HS200016-X01-118-132	SOCKEYE	137							
HS200016-X01-118-133	SOCKEYE	123							
HS200016-X01-118-134	SOCKEYE	126							
HS200016-X01-118-135	SOCKEYE	129							
HS200016-X01-118-136	SOCKEYE	130							
HS200016-X01-118-137	SOCKEYE	127							
HS200016-X01-118-138	SOCKEYE	133							
HS200016-X01-118-139	SOCKEYE	126							
HS200016-X01-118-140	SOCKEYE	139							
HS200016-X01-118-141	SOCKEYE	131							
HS200016-X01-118-142	SOCKEYE	140							
HS200016-X01-118-143	SOCKEYE	128							
HS200016-X01-118-144	SOCKEYE	140							
HS200016-X01-118-145	SOCKEYE	124							
HS200016-X01-118-146	SOCKEYE	130							
HS200016-X01-118-147	SOCKEYE	148							
HS200016-X01-118-148	SOCKEYE	127							
HS200016-X01-118-149	SOCKEYE	141							

Table 2. Biological data collected for each salmon caught on the CCGS W.E. RICKER survey to the Gulf of Alaska, 27/06/2000 - 06/07/2000.

Fish Number	Species	Fork Length	Whole Body Weight (g wet)	Sex	Stomach Content Weight (g wet)	CWT age	CWT	Pit Tag	Fin Clip
HS200016-X01-118-150	SOCKEYE	123							
HS200016-X01-118-151	SOCKEYE	125							
HS200016-X01-118-152	SOCKEYE	125							
HS200016-X01-118-153	SOCKEYE	132							
HS200016-X01-118-154	SOCKEYE	134							
HS200016-X01-118-155	SOCKEYE	129							
HS200016-X01-118-156	SOCKEYE	123							
HS200016-X01-118-157	SOCKEYE	130							
HS200016-X01-118-158	SOCKEYE	134							
HS200016-X01-118-159	SOCKEYE	128							
HS200016-X01-118-160	SOCKEYE	129							
HS200016-X01-118-161	SOCKEYE	123							
HS200016-X01-118-162	SOCKEYE	131							
HS200016-X01-118-163	SOCKEYE	130							
HS200016-X01-118-164	SOCKEYE	124							
HS200016-X01-118-165	SOCKEYE	133							
HS200016-X01-118-166	SOCKEYE	137							
HS200016-X01-118-167	SOCKEYE	133							
HS200016-X01-118-168	SOCKEYE	126							
HS200016-X01-118-169	SOCKEYE	137							
HS200016-X01-118-170	SOCKEYE	133							
HS200016-X01-118-171	SOCKEYE	137							
HS200016-X01-118-172	SOCKEYE	123							
HS200016-X01-118-173	SOCKEYE	137							
HS200016-X01-118-174	SOCKEYE	130							
HS200016-X01-118-175	SOCKEYE	131							
HS200016-X01-118-176	SOCKEYE	129							
HS200016-X01-118-177	SOCKEYE	134							
HS200016-X01-118-178	SOCKEYE	117							
HS200016-X01-118-179	SOCKEYE	133							
HS200016-X01-118-180	SOCKEYE	130							
HS200016-X01-118-181	SOCKEYE	127							
HS200016-X01-118-182	SOCKEYE	135							
HS200016-X01-118-183	SOCKEYE	121							
HS200016-X01-118-184	SOCKEYE	136							
HS200016-X01-118-185	SOCKEYE	124							
HS200016-X01-118-186	SOCKEYE	118							
HS200016-X01-118-187	SOCKEYE	126							
HS200016-X01-118-188	SOCKEYE	144							

Table 2. Biological data collected for each salmon caught on the CCGS W.E. RICKER survey to the Gulf of Alaska, 27/06/2000 - 06/07/2000.

Fish Number	Species	Fork Length	Whole Body Weight (g wet)	Sex	Stomach Content Weight (g wet)	CWT age	CWT	Pit Tag	Fin Clip
HS200016-X01-118-189	SOCKEYE	127							
HS200016-X01-118-190	SOCKEYE	132							
HS200016-X01-118-191	SOCKEYE	120							
HS200016-X01-118-192	SOCKEYE	123							
HS200016-X01-118-193	SOCKEYE	131							
HS200016-X01-118-194	SOCKEYE	128							
HS200016-X01-118-195	SOCKEYE	129							
HS200016-X01-118-196	SOCKEYE	126							
HS200016-X01-118-197	SOCKEYE	143							
HS200016-X01-118-198	SOCKEYE	145							
HS200016-X01-118-199	SOCKEYE	142							
HS200016-X01-118-200	SOCKEYE	15							
HS200016-X01-118-201	SOCKEYE	125							
HS200016-X01-118-202	SOCKEYE	126							
HS200016-X01-118-203	SOCKEYE	136							
HS200016-X01-118-204	SOCKEYE	130							
HS200016-X01-118-205	SOCKEYE	130							
HS200016-X01-118-206	SOCKEYE	109							
HS200016-X01-118-207	SOCKEYE	133							
HS200016-X01-118-208	SOCKEYE	125							
HS200016-X01-118-209	SOCKEYE	116							
HS200016-X01-118-210	SOCKEYE	142							
HS200016-X01-118-211	SOCKEYE	136							
HS200016-X01-118-212	SOCKEYE	124							
HS200016-X01-118-213	SOCKEYE	139							
HS200016-X01-118-214	SOCKEYE	123							
HS200016-X01-118-215	SOCKEYE	130							
HS200016-X01-118-216	SOCKEYE	121							
HS200016-X01-118-217	SOCKEYE	131							
HS200016-X01-118-218	SOCKEYE	135							
HS200016-X01-118-219	SOCKEYE	136							
HS200016-X01-118-220	SOCKEYE	126							
HS200016-X01-118-221	SOCKEYE	134							
HS200016-X01-118-222	SOCKEYE	130							
HS200016-X01-118-223	SOCKEYE	135							
HS200016-X01-118-224	SOCKEYE	132							
HS200016-X01-118-225	SOCKEYE	140							
HS200016-X01-118-226	SOCKEYE	130							
HS200016-X01-118-227	SOCKEYE	130							

Table 2. Biological data collected for each salmon caught on the CCGS W.E. RICKER survey to the Gulf of Alaska, 27/06/2000 - 06/07/2000.

Fish Number	Species	Fork Length	Whole Body Weight (g wet)	Sex	Stomach Content Weight (g wet)	CWT age	CWT	Pit Tag	Fin Clip
HS200016-X01-118-228	SOCKEYE	137							
HS200016-X01-118-229	SOCKEYE	131							
HS200016-X04-118-001	SOCKEYE	525	1883	M					
HS200016-X06-118-001	SOCKEYE	560	2071	M					
HS200016-X06-118-002	SOCKEYE	550	2036	F					
HS200016-X06-118-003	SOCKEYE	620	2996	F					
HS200016-X06-118-004	SOCKEYE	471	1304	M					
HS200016-X07-118-001	SOCKEYE	530	1837	M					
HS200016-X07-118-002	SOCKEYE	521	1687	M					
HS200016-X08-118-001	SOCKEYE	150	35	F	0.32				
HS200016-X08-118-002	SOCKEYE	153	38	M	0.43				
HS200016-X08-118-003	SOCKEYE	158	44	M	0.63				
HS200016-X08-118-004	SOCKEYE	156	40	M	0.82				
HS200016-X08-118-005	SOCKEYE	156	43	M	0.33				
HS200016-X08-118-006	SOCKEYE	161	43	M	0.35				
HS200016-X08-118-007	SOCKEYE	151	36	M	0.31				
HS200016-X08-118-008	SOCKEYE	127	19	M	0.07				
HS200016-X08-118-009	SOCKEYE	132	21	F	0.19				
HS200016-X08-118-010	SOCKEYE	154	37	F	0.4				
HS200016-X08-118-011	SOCKEYE	130	21	F	0.18				
HS200016-X08-118-012	SOCKEYE	162	50	M	0.45				
HS200016-X08-118-013	SOCKEYE	141	27	M	0.13				
HS200016-X08-118-014	SOCKEYE	152	37	M	0.76				
HS200016-X08-118-015	SOCKEYE	150	36	M	0.46				
HS200016-X08-118-016	SOCKEYE	139	25	M	0.33				
HS200016-X08-118-017	SOCKEYE	157	36	M	1.03				
HS200016-X08-118-018	SOCKEYE	170	51	M	0.51				
HS200016-X08-118-019	SOCKEYE	142	28	M	0.49				
HS200016-X08-118-020	SOCKEYE	166	50	F	0.63				
HS200016-X08-118-021	SOCKEYE	153	35	F	0.56				
HS200016-X08-118-022	SOCKEYE	177	60	F	0.91				
HS200016-X08-118-023	SOCKEYE	149	35	F	0.18				
HS200016-X08-118-024	SOCKEYE	153	36	F	0.54				
HS200016-X08-118-025	SOCKEYE	146	32	M	0.47				
HS200016-X08-118-026	SOCKEYE	120	17	M	0.32				
HS200016-X08-118-027	SOCKEYE	532	1829	F					
HS200016-X08-118-028	SOCKEYE	447	1235	M					
HS200016-X09-118-001	SOCKEYE	148	28	M	0.69				

Table 3. Physical oceanographic data collected on the CCGS W.E. RICKER survey to the Gulf of Alaska, 27/06/2000 - 06/07/2000.

Station ID	Station Name	Region	Date UTC	Time UTC	Latitude (°N)	Longitude (°W)	Bottom Depth (m)	SST (°C)	SSS (ppt)	NO3 umoles/L	Si umoles/	PO4 umoles/L	Chl A ug/L
HS200016CA01	C ALAVA	WA	27-Jun-00	11:37	48.107	124.706	26						
HS200016CA02	C ALAVA	WA	27-Jun-00	14:30	48.176	124.932	158			18.1	34.6	1.56	
HS200016CA03	C ALAVA	WA	27-Jun-00	15:53	48.146	124.996	298	11.23	31	17.6	34.6	1.62	
HS200016CA_CTD04	C ALAVA	WA	27-Jun-00	17:29	48.121	125.089	242	13.3					
HS200016CA04	C ALAVA	WA	27-Jun-00	18:15	48.156	125.212	253	12.96	30.99	17.2	34.5	1.61	
HS200016CA05	C ALAVA	WA	27-Jun-00	20:06	48.150	125.253	127	13.7	31.32	11.9	26.3	1.16	
HS200016CA06	C ALAVA	WA	27-Jun-00	21:20	48.152	125.335	108			0	1.2	0.17	
HS200016CA07	C ALAVA	WA	27-Jun-00	22:26	48.150	125.688	128	15.55	30.97	0.2	1.2	0.12	
HS200016CA08	C ALAVA	WA	27-Jun-00	23:40	48.148	125.549	138	14.15	31.17	0	1.4	0.15	
HS200016CA_CTD10	C ALAVA	WA	28-Jun-00	00:50	48.112	125.122	169	13.41	31.27	0.4	6.1	0.42	
HS200016SS01	SWIFTSURE BK	VI	30-Jun-00	12:26	48.585	124.716	27	11.14	30.48	15.5	29.1	1.55	
HS200016SS03	SWIFTSURE BK	VI	30-Jun-00	15:13	48.586	125.067	70	11.19	30.75	14.2	27.1	1.32	
HS200016SS05	SWIFTSURE BK	VI	30-Jun-00	17:20	48.578	125.528	113	12.62	31.02	3.3	9.3	0.5	
HS200016SS06	SWIFTSURE BK	VI	30-Jun-00	18:30	48.580	125.639	124	14.11	30.7				
HS200016SS08	SWIFTSURE BK	VI	30-Jun-00	21:13	48.612	125.225	74	13.66	30.99	0.3	2.5	0.23	

Table 3. Physical oceanographic data collected on the CCGS W.E. RICKER survey to the Gulf of Alaska, 27/06/2000 - 06/07/2000.

Station ID	Station Name	Region	Date UTC	Time UTC	Latitude (°N)	Longitude (°W)	Bottom Depth (m)	SST (°C)	SSS (ppt)	NO3 umoles/L	Si umoles/L	PO4 umoles/L	Chl A ug/L
HS200016E01	ESTEVAN PT	VI	01-Jul-00	13:37	49.989	127.276	40	10.67	31.84	4.3	12.7	0.86	
HS200016E02	ESTEVAN PT	VI	01-Jul-00	14:39	49.713	127.516	64	12.06	31.62	0.8	3.2	0.29	
HS200016E03	ESTEVAN PT	VI	01-Jul-00	15:43	49.760	127.304	66	12.37	31.59	0.3	2.9	0.24	
HS200016E04	ESTEVAN PT	VI	01-Jul-00	16:49	49.736	127.404	84	12.5	31.78	0.1	2.2	0.17	
HS200016E05	ESTEVAN PT	VI	01-Jul-00	18:11	49.688	127.472	319	12.63	31.9	0.1	2.8	0.23	
HS200016E06	ESTEVAN PT	VI	01-Jul-00	19:32	49.642	127.494	720	11.79	31.98				
HS200016T13	TRIANGLE IS	VI	02-Jul-00	07:52	50.381	130.160	2084	13.18	31.7	0.1	6.1	0.37	
HS200016T12	TRIANGLE IS	VI	02-Jul-00	09:25	50.462	129.982	2177	13.29	31.77	0	6.4	0.37	
HS200016T11	TRIANGLE IS	VI	02-Jul-00	10:48	50.537	129.814	2167			0	6.7	0.33	
HS200016T10	TRIANGLE IS	VI	02-Jul-00	12:10	50.607	129.640	2041	13.7	31.25	0	5.9	0.3	
HS200016T09	TRIANGLE IS	VI	02-Jul-00	15:13	50.682	129.470	1925	12.62	31.15	0	7.4	0.35	
HS200016T08	TRIANGLE IS	VI	02-Jul-00	17:36	50.770	129.300	147	11.01	31.54	4.2	12.8	0.72	
HS200016T07	TRIANGLE IS	VI	02-Jul-00	19:19	50.839	129.139	70	11.4	31.04	4	12.8	0.71	
HS200016T06	TRIANGLE IS	QCSD	02-Jul-00	21:02	50.910	128.979	65	11.85	31.35	3.4	5.3	0.54	
HS200016T05	TRIANGLE IS	QCSD	02-Jul-00	22:38	50.980	128.819	66	12.39	31.34	0.5	8.5	0.36	

Table 3. Physical oceanographic data collected on the CCGS W.E. RICKER survey to the Gulf of Alaska, 27/06/2000 - 06/07/2000.

Station ID	Station Name	Region	Date UTC	Time UTC	Latitude (°N)	Longitude (°W)	Bottom Depth (m)	SST (°C)	SSS (ppt)	NO3 umoles/L	Si umoles/	PO4 umoles/L	Chl A ug/L
HS200016T04	TRIANGLE IS	QCSD	03-Jul-00	00:25	51.053	128.656	69	13.14	31.58				
HS200016FI01	FORRESTER IS	SEA	04-Jul-00	12:17	54.788	133.055	119	10	31.6	6.8	15.7	0.93	
HS200016FI02	FORRESTER IS	SEA	04-Jul-00	14:14	54.774	133.185	198	9.94	31.53	8.6	20.7	1.07	
HS200016FI03	FORRESTER IS	SEA	04-Jul-00	15:53	54.763	133.317	112	10.91	31.51	3	13.1	0.65	
HS200016FI04	FORRESTER IS	SEA	04-Jul-00	17:22	54.751	133.447	143	11.16	31.55	1.5	10.3	0.49	
HS200016FI05	FORRESTER IS	SEA	05-Jul-00	02:10	54.739	133.577	195	10.74	31.86	3.2	11.7	0.68	
HS200016FI06	FORRESTER IS	SEA	05-Jul-00	02:55	54.726	133.707	223	10.97	31.84	2.4	11.1	0.63	
HS200016FI07	FORRESTER IS	SEA	05-Jul-00	03:33	54.714	133.835	224	11.04	31.84	2.8	11.6	0.6	
HS200016FI08	FORRESTER IS	SEA	05-Jul-00	04:17	54.703	133.968	204	11.24	31.77	2	11.1	0.55	
HS200016FI09	FORRESTER IS	SEA	05-Jul-00	04:55	54.691	134.099	221	11.75	31.72	0.2	9.1	0.39	
HS200016FI10	FORRESTER IS	SEA	05-Jul-00	06:04	54.667	134.363	2129	12.36	31.9	0.2	8.1	0.36	
HS200016FI11	FORRESTER IS	SEA	06-Jul-00	07:47	54.639	134.630	2359	12.14	31.83	0.5	8.9	0.4	
HS200016T03	TRIANGLE IS	QCSD	06-Jul-00	16:17	51.126	128.493	158	13.46	31.34	0.3	9.6	0.3	

Table 4. Zooplankton data from bongo tows collected on the CCGS W.E. RICKER survey to the Gulf of Alaska, 27/06/2000 - 06/07/2000.

Station ID	Station Name	Region	Latitude (°N)	Longitude (°W)	Date	Time	Target Depth (m)	Tow Duration	Wire Angle (°)	Volume Seived (cu m)	Plankton Weights by Size Faction (g dry / 1000 cu m)				
											8.0mm	1.7mm	1.0mm	0.25mm	Total
HS200016T10	TRIANGLE IS	VI	50.593	129.642	02-Jul-00	06:25	150	00:24	25	106	1.7	1.61	0.47	5.48	9.26
HS200016T09	TRIANGLE IS	VI	50.693	129.480	02-Jul-00	09:00	150	00:12	55	312	8.91	2.98	2.37	15.06	29.32
HS200016T08	TRIANGLE IS	VI	50.770	129.298	02-Jul-00	10:50	133	00:09	45	165	14.7	3.65	7.78	21.21	47.33
HS200016T07	TRIANGLE IS	VI	50.845	129.138	02-Jul-00	12:35	40	00:05	29	59	33.8	9.22	3.41	28.17	74.6
HS200016T06	TRIANGLE IS	QCSD	50.910	128.982	02-Jul-00	14:09	53	00:06	45	87	3.09	5.04	3.09	39.42	50.65
HS200016T05	TRIANGLE IS	QCSD	50.980	128.827	02-Jul-00	15:45	56	00:07	45	79	26.33	19.24	5.95	23.16	74.68
HS200016T04	TRIANGLE IS	QCSD	51.052	128.657	02-Jul-00	17:33	55	00:03	40	55	2.75	2.2	0.18	12.81	17.93
HS200016FI02	FORRESTER IS	SEA	54.779	133.193	04-Jul-00	07:28	150	00:07	30	136	0.51	3.97	12.34	26.81	43.64
HS200016FI03	FORRESTER IS	SEA	54.750	133.340	04-Jul-00	09:05	110	00:07	50	183	1.64	4.27	8.49	10.9	25.31
HS200016FI04	FORRESTER IS	SEA	54.751	133.447	04-Jul-00	10:38	110	00:12	55	207	7.5	6.39	3.39	28.66	45.94
HS200016T03	TRIANGLE IS	QCSD	51.126	128.498	05-Jul-00	09:27	143	00:11	59	242	25.78	7.68	3.1	4.5	41.07



Table 5. Coded Wire Tag (CWT) data collected on the CCGS W.E. RICKER survey to the Gulf of Alaska, 27/06/2000 - 06/07/2000.

CWT	Fish Number	Species	Recovery Date	Recovery Region	Recovery Fork Length (mm)	Release Area	Release Agency	Hatchery	Brood Year	Date of First Release	Date of Last Release	Age
T054246	HS200016-E03-124-023	CHINOOK	01-Jul-00	VI	169	UPCR	FWS	LEAVENWORTH H	1998	18-Apr-00	18-Apr-00	1.0
T054614	HS200016-E03-124-017	CHINOOK	01-Jul-00	VI	188	UPCR	FWS	WINTHROP NFH	1998	10-Apr-00	10-Apr-00	1.0
T054931	HS200016-E03-124-014	CHINOOK	01-Jul-00	VI	209	UPCR	FWS	WINTHROP NFH	1998	10-Apr-00	10-Apr-00	1.0
T054949	HS200016-E04-124-004	CHINOOK	01-Jul-00	VI	189	UPCR	FWS	WINTHROP NFH	1998	10-Apr-00	10-Apr-00	1.0
T054949	HS200016-FI01-124-001	CHINOOK	04-Jul-00	SEA	212	UPCR	FWS	WINTHROP NFH	1998	10-Apr-00	10-Apr-00	1.0
T092821	HS200016-T06-124-002	CHINOOK	02-Jul-00	QCSD	208	SNAK	ODFW	LOOKINGGLASS	1998	18-Apr-00		1.0
T092851	HS200016-T08-124-002	CHINOOK	02-Jul-00	VI	186	CECR	ODFW	ROUND BUTTE	1998	09-May-00		1.0
T105502	HS200016-E02-124-014	CHINOOK	01-Jul-00	VI	229	SNAK	IDFG	RAPID R H	1998	15-Mar-00	04-Apr-00	1.0
T105507	HS200016-T08-124-001	CHINOOK	02-Jul-00	VI	201	SNAK	IDFG	MCCALL H	1998	03-Apr-00	06-Apr-00	1.0
T630634	HS200016-X02-124-002	CHINOOK	03-Jul-00	HS	207	LOCR	WDFW	LEWIS R H	1998	21-Mar-00	21-Mar-00	1.0
T630634	HS200016-SS03-124-003	CHINOOK	30-Jun-00	VI	311	LOCR	WDFW	LEWIS R H	1998	21-Mar-00	21-Mar-00	1.0
T630860	HS200016-SS08-124-010	CHINOOK	30-Jun-00	VI	492	SNAK	WDFW	LYONS FERRY H	1997	01-Apr-99	13-Apr-99	1.1
T631032	HS200016-E02-124-012	CHINOOK	01-Jul-00	VI	222	CRGN	WDFW	TURTLE ROCK H	1998	18-Apr-00	20-Jun-00	1.0
T631061	HS200016-E04-115-013	CHINOOK	01-Jul-00	VI	200	UPCR	WDFW	WELLS H	1998	18-Apr-00	12-May-00	1.0
T631061	HS200016-CA05-124-001	CHINOOK	27-Jun-00	WA	220	UPCR	WDFW	WELLS H	1998	18-Apr-00	12-May-00	1.0
T631061	HS200016-E02-124-010	CHINOOK	01-Jul-00	VI	225	UPCR	WDFW	WELLS H	1998	18-Apr-00	12-May-00	1.0
T631061	HS200016-CA05-124-002	CHINOOK	27-Jun-00	WA	237	UPCR	WDFW	WELLS H	1998	18-Apr-00	12-May-00	1.0
T631102	HS200016-E03-124-020	CHINOOK	01-Jul-00	VI	198	UPCR	WDFW	CHIWAWA H	1998	10-Apr-00	10-Apr-00	1.0
T631148	HS200016-E03-124-005	CHINOOK	01-Jul-00	VI	207	UPCR	WDFW	SIMILKAMEEN H	1998	13-Apr-00	26-Apr-00	1.0
T631151	HS200016-E03-124-019	CHINOOK	01-Jul-00	VI	225	UPCR	WDFW	DRYDEN POND	1998	01-May-00	31-May-00	1.0
T631151	HS200016-E04-115-001	CHINOOK	01-Jul-00	VI	213	UPCR	WDFW	DRYDEN POND	1998	01-May-00	31-May-00	1.0
T631151	HS200016-E03-124-003	CHINOOK	01-Jul-00	VI	202	UPCR	WDFW	DRYDEN POND	1998	01-May-00	31-May-00	1.0
T631151	HS200016-E04-124-003	CHINOOK	01-Jul-00	VI	202	UPCR	WDFW	DRYDEN POND	1998	01-May-00	31-May-00	1.0
T631151	HS200016-E04-124-007	CHINOOK	01-Jul-00	VI	217	UPCR	WDFW	DRYDEN POND	1998	01-May-00	31-May-00	1.0
T631151	HS200016-E03-124-001	CHINOOK	01-Jul-00	VI	206	UPCR	WDFW	DRYDEN POND	1998	01-May-00	31-May-00	1.0
T631151	HS200016-E04-124-002	CHINOOK	01-Jul-00	VI	222	UPCR	WDFW	DRYDEN POND	1998	01-May-00	31-May-00	1.0
T631251	HS200016-E03-124-024	CHINOOK	01-Jul-00	VI	190	UPCR	YAKA	CLE ELUM H	1998	15-Mar-00	31-May-00	1.0
T631251	HS200016-E03-124-025	CHINOOK	01-Jul-00	VI	192	UPCR	YAKA	CLE ELUM H	1998	15-Mar-00	31-May-00	1.0
T054247	HS200016-E04-115-008	COHO	01-Jul-00	VI	218	LOCR	FWS	EAGLE CREEK NFH	1998	17-May-00	17-May-00	1.0
T055126	HS200016-SS02-115-014	COHO	30-Jun-00	VI	200	HOOD	SKOK	QUILCENE BAY SEA PEN	1998	15-May-00	15-May-00	1.0
T055142	HS200016-E04-115-004	COHO	01-Jul-00	VI	197	NWC	FWS	QUINAULT NFH-COOK C	1998	18-Apr-00	19-Apr-00	1.0
T055142	HS200016-SS05-115-010	COHO	30-Jun-00	VI	204	NWC	FWS	QUINAULT NFH-COOK C	1998	18-Apr-00	19-Apr-00	1.0
T055142	HS200016-E04-115-003	COHO	01-Jul-00	VI	242	NWC	FWS	QUINAULT NFH-COOK C	1998	18-Apr-00	19-Apr-00	1.0
T055205	HS200016-SS01-115-003	COHO	30-Jun-00	VI	180	HOOD	FWS	QUILCENE NFH	1998	10-May-00	10-May-00	1.0
T055216	HS200016-E03-115-017	COHO	01-Jul-00	VI	176	NWC	FWS	QUINAULT NFH-COOK C	1998	18-Apr-00	19-Apr-00	1.0
T055216	HS200016-E02-115-081	COHO	01-Jul-00	VI	239	NWC	FWS	QUINAULT NFH-COOK C	1998	18-Apr-00	19-Apr-00	1.0
T055216	HS200016-E04-115-017	COHO	01-Jul-00	VI	192	NWC	FWS	QUINAULT NFH-COOK C	1998	18-Apr-00	19-Apr-00	1.0
T092661	HS200016-E04-115-014	COHO	01-Jul-00	VI	230	SOOR	ODFW	ROCK CREEK	1998	28-Apr-00		1.0
T092707	HS200016-E03-115-026	COHO	01-Jul-00	VI	257	LOCR	ODFW	SANDY H	1998	10-Apr-00	10-Apr-00	1.0
T092720	HS200016-E04-115-015	COHO	01-Jul-00	VI	205	UPCR	ODFW	SANDY H	1998	24-May-00		1.0
T092915	HS200016-E02-115-022	COHO	01-Jul-00	VI	221	CECR	ODFW	OXBOW OR	1998	05-Mar-00		1.0
T182727	HS200016-E04-115-012	COHO	01-Jul-00	VI	216	WCVI	CDFO	NITINAT R	1998	15-May-00	16-May-00	1.0
T182951	HS200016-SS04-115-002	COHO	30-Jun-00	VI	475	FRTH	CDFO	WILD	1997	01-May-99	24-May-99	1.1
T183857	HS200016-E02-115-065	COHO	01-Jul-00	VI	484	JNST	CDFO	QUINSAM R	1997	12-May-99	27-May-99	1.1
T183858	HS200016-SS07-115-001	COHO	30-Jun-00	VI	470	JNST	CDFO	QUINSAM R	1997	12-May-99	27-May-99	1.1
T210138	HS200016-SS03-115-019	COHO	30-Jun-00	VI	428	MPS	MUCK	KETA CR	1997	11-May-99	11-May-99	1.1
T210138	HS200016-E01-115-034	COHO	01-Jul-00	VI	510	MPS	MUCK	KETA CR	1997	11-May-99	11-May-99	1.1
T210220	HS200016-E04-115-002	COHO	01-Jul-00	VI	218	JUAN	ELWA	LOWER ELWA H	1998	28-Apr-00	24-May-00	1.0
T630809	HS200016-E02-115-066	COHO	01-Jul-00	VI	575	STIL	WDFW	WALLACE R H	1997	05-May-99	05-May-99	1.1
T630810	HS200016-E02-115-054	COHO	01-Jul-00	VI	560	STIL	WDFW	WALLACE R H	1997	11-May-99	11-May-99	1.1
T630823	HS200016-E03-115-025	COHO	01-Jul-00	VI	239	LOCR	WDFW	ELOCHOMAN H	1997	04-Apr-00	15-May-00	2.0
T630913	HS200016-E04-115-018	COHO	01-Jul-00	VI	200	LOCR	WDFW	LEWIS R H	1998	15-May-00	15-May-00	1.0
T630913	HS200016-E04-115-007	COHO	01-Jul-00	VI	198	LOCR	WDFW	LEWIS R H	1998	15-May-00	15-May-00	1.0
T630914	HS200016-E02-115-033	COHO	01-Jul-00	VI	204	UPCR	WDFW	CHIWAWA H	1999	01-May-00	15-May-00	0.0

Table 5. Coded Wire Tag (CWT) data collected on the CCGS W.E. RICKER survey to the Gulf of Alaska, 27/06/2000 - 06/07/2000.

CWT	Fish Number	Species	Recovery Date	Recovery Region	Recovery Fork Length (mm)	Release Area	Release Agency	Hatchery	Brood Year	Date of First Release	Date of Last Release	Age
T630914	HS200016-E03-115-022	COHO	01-Jul-00	VI	216	UPCR	WDFW	CHIWAHA H	1999	01-May-00	15-May-00	0.0
T631103	HS200016-E04-115-005	COHO	01-Jul-00	VI	212	NWC	QDNR	SALMON R FISH CULTURE	1998	10-Apr-00	01-May-00	1.0
T631146	HS200016-E04-115-010	COHO	01-Jul-00	VI	200	LOCR	WDFW	COWLITZ SALMON H	1998	01-May-00	31-May-00	1.0
T631216	HS200016-E04-115-006	COHO	01-Jul-00	VI	211	NWC	WDFW	SOLDUC H	1998	03-Apr-00	03-Apr-00	1.0
T631225	HS200016-E02-115-001	COHO	01-Jul-00	VI	235	LOCR	WDFW	KALAMA FALLS H	1998	05-Apr-00	05-Apr-00	1.0
T631230	HS200016-E04-115-011	COHO	01-Jul-00	VI	227	NWC	WDFW	SOLDUC H	1998	03-Apr-00	03-Apr-00	1.0
T631231	HS200016-E04-115-009	COHO	01-Jul-00	VI	218	NWC	WDFW	SOLDUC H	1998	03-Apr-00	03-Apr-00	1.0
T631239	HS200016-E04-115-016	COHO	01-Jul-00	VI	208	GRAY	WDFW	WILD	1998	15-May-00	01-Jun-00	1.0

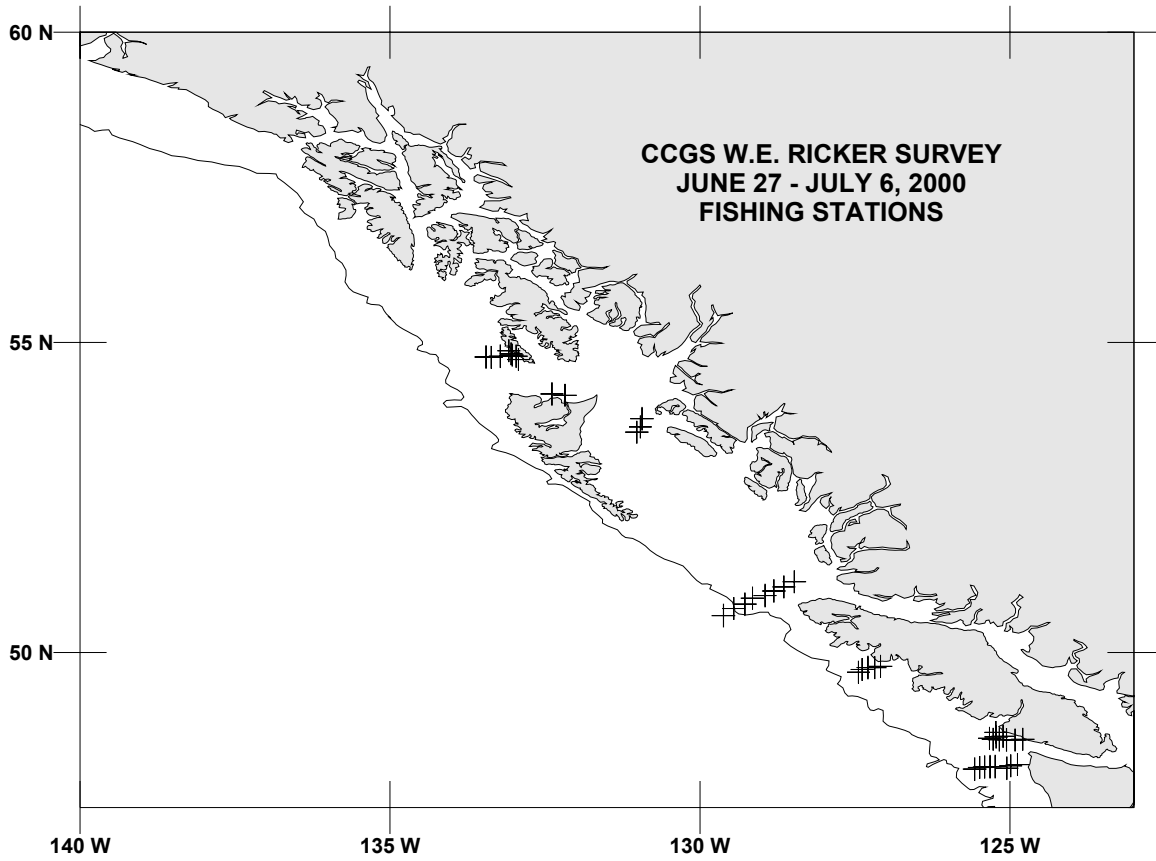


Figure 1. Fishing stations on the CCGS W.E. Ricker survey to the Gulf of Alaska from June 27 to July 6, 2000.

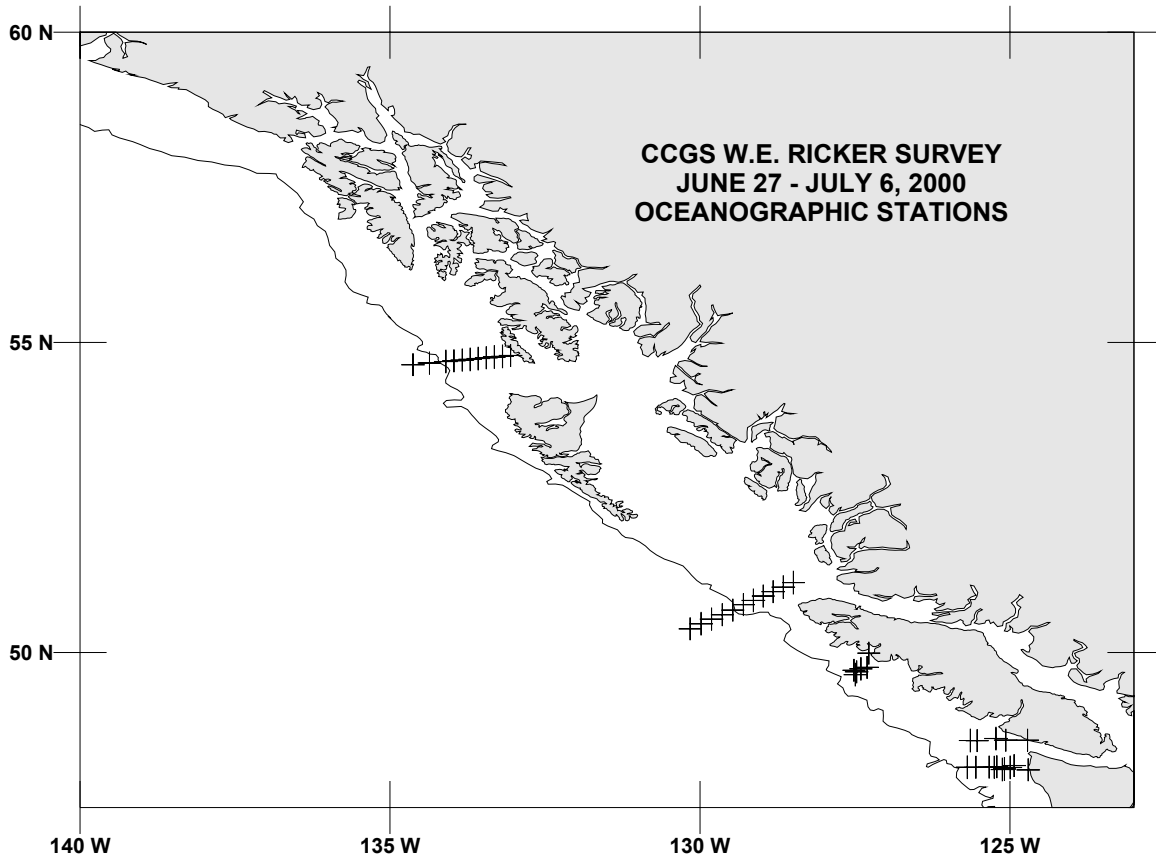


Figure 2. Oceanographic stations on the CCGS W.E. Ricker survey to the Gulf of Alaska from June 27 to July 6, 2000.

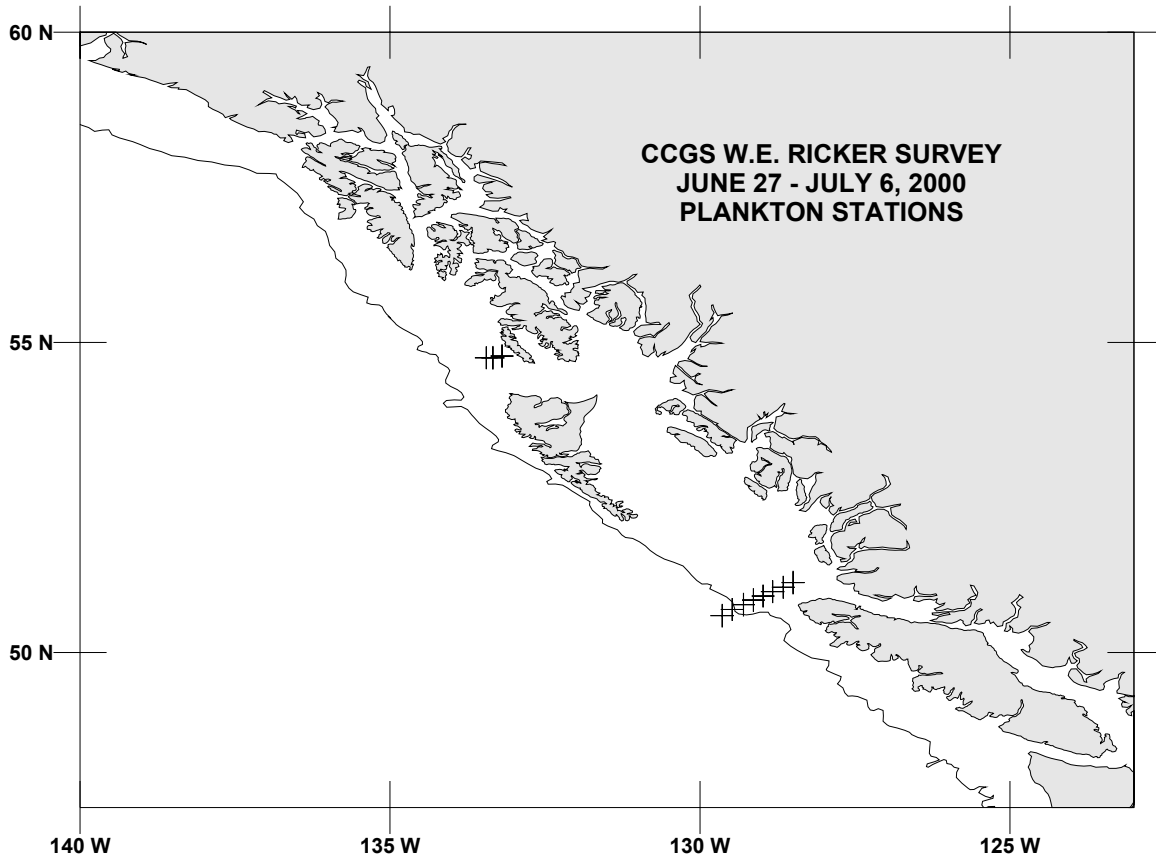


Figure 3. Plankton stations on the CCGS W.E. Ricker survey to the Gulf of Alaska from June 27 to July 6, 2000.

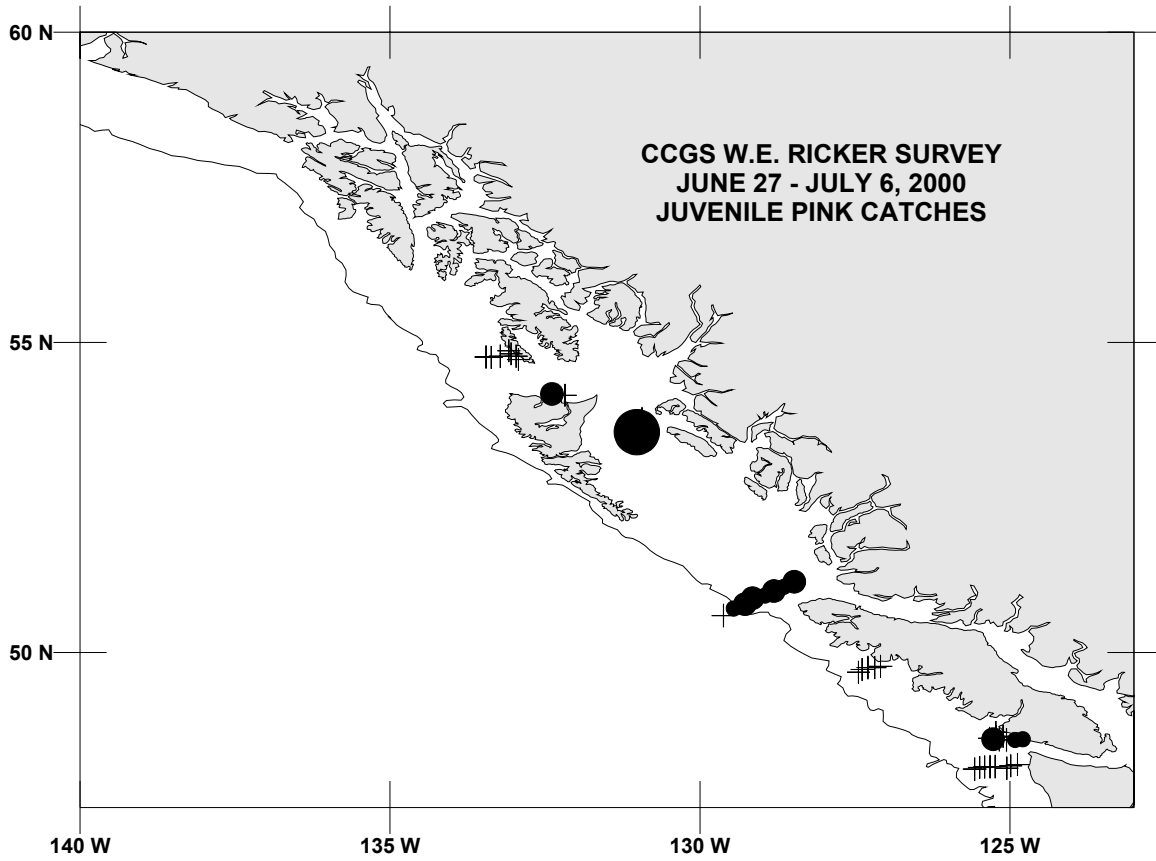


Figure 4. Distribution of juvenile (age 0.0+) pink salmon catches. Symbol size (●) is proportional to catch per unit effort; zero catches are shown by a (+).

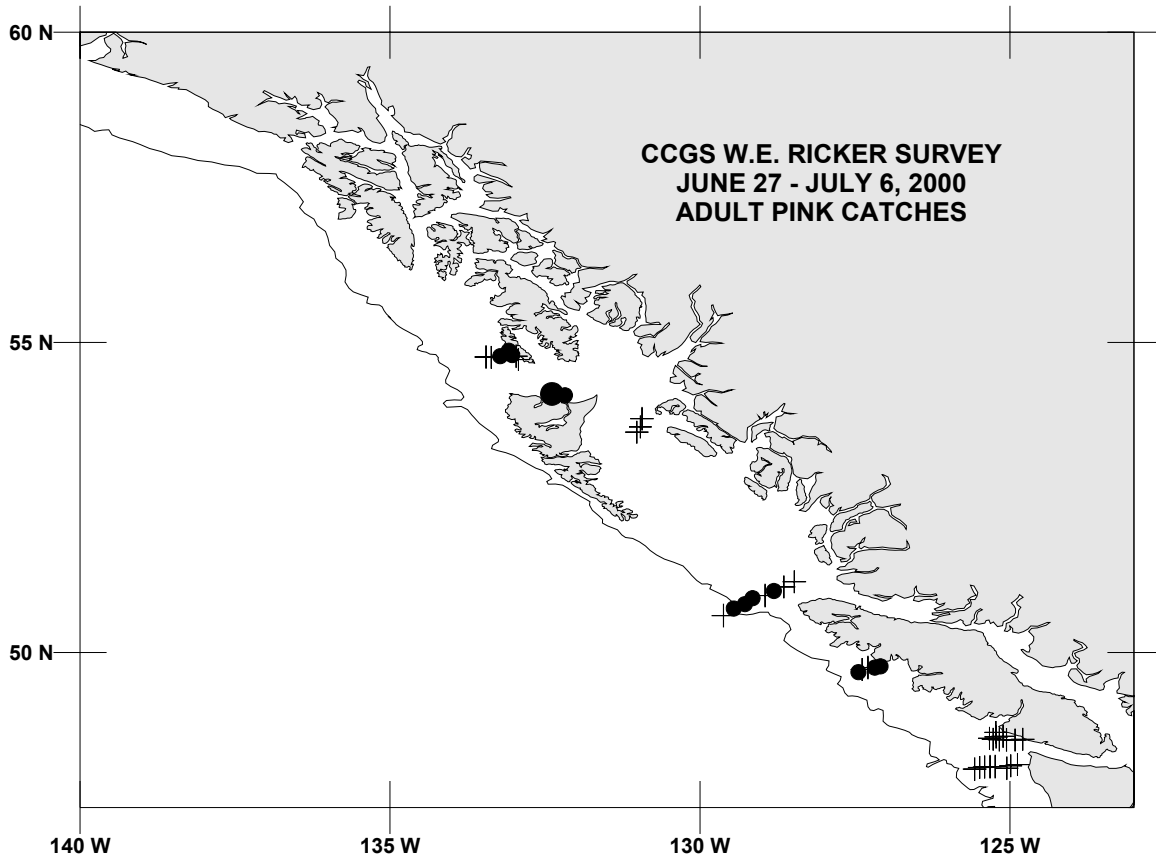


Figure 5. Distribution of adult (0.1+) pink salmon catches. Symbol size (●) is proportional to catch per unit effort; zero catches are shown by a (+).

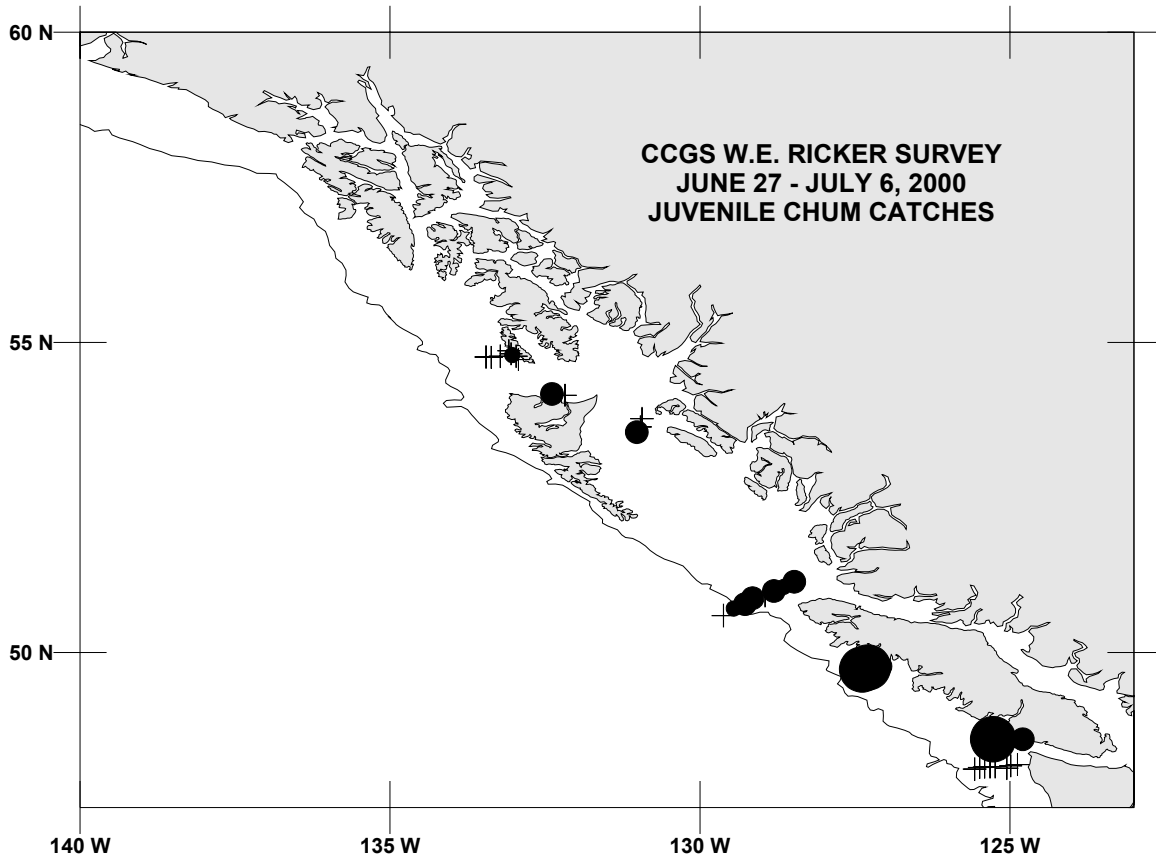


Figure 6. Distribution of juvenile (age 0.0+) chum salmon catches. Symbol size (●) is proportional to catch per unit effort; zero catches are shown by a (+).



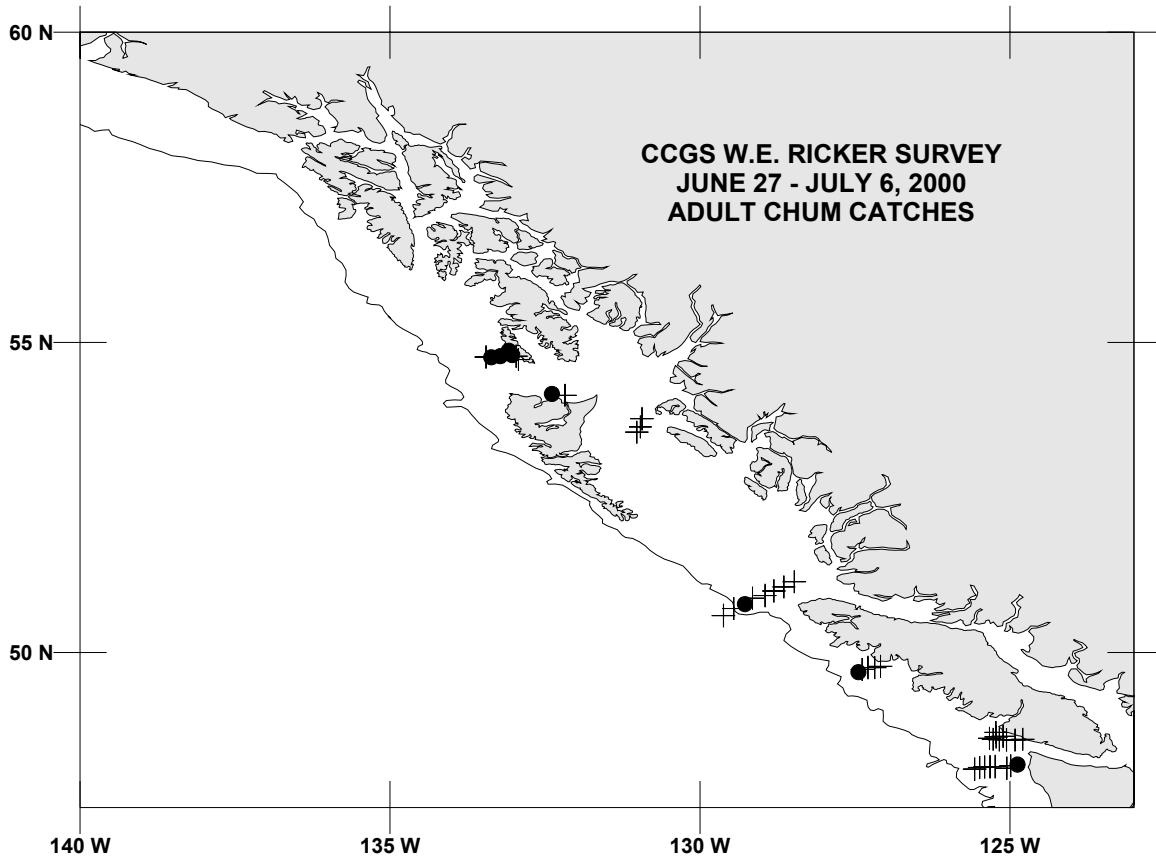


Figure 7. Distribution of adult chum salmon catches. Symbol size (●) is proportional to catch per unit effort; zero catches are shown by a (+).

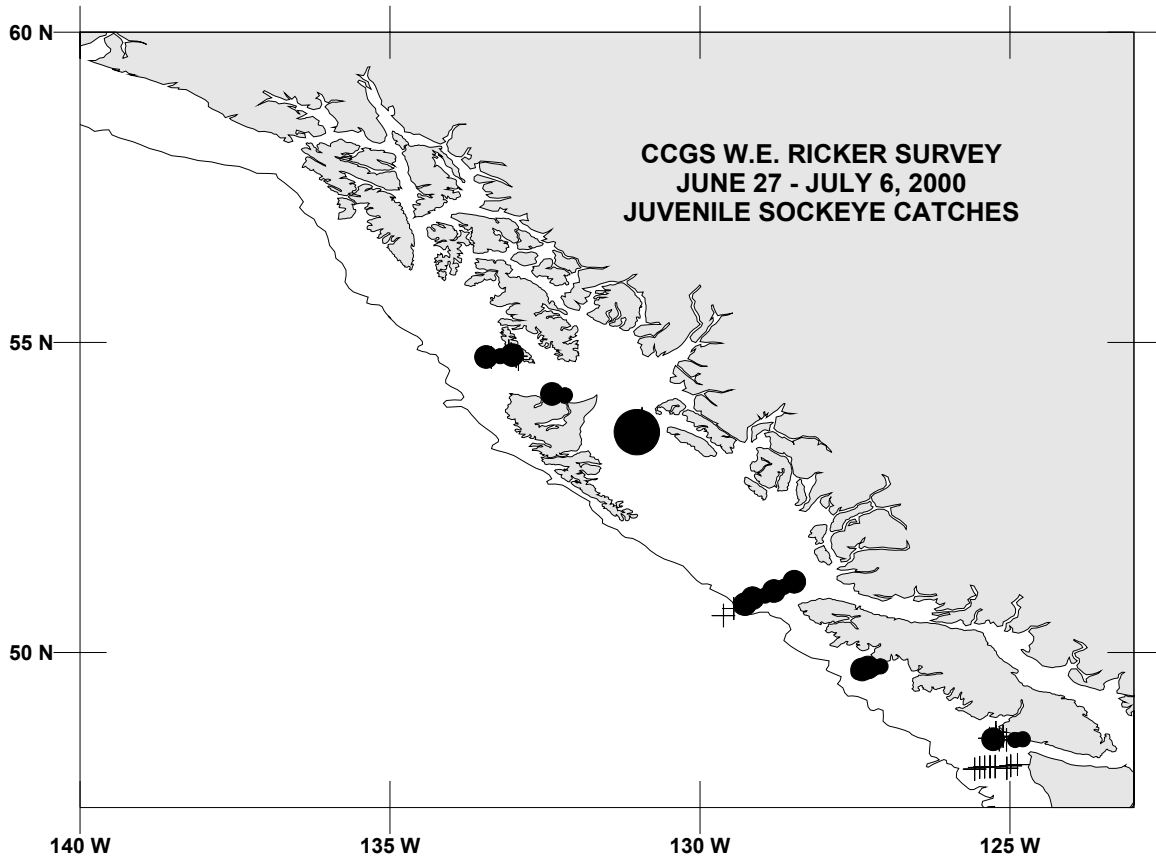


Figure 8. Distribution of juvenile (age X.0+) sockeye salmon catches. Symbol size (●) is proportional to catch per unit effort; zero catches are shown by a (+).

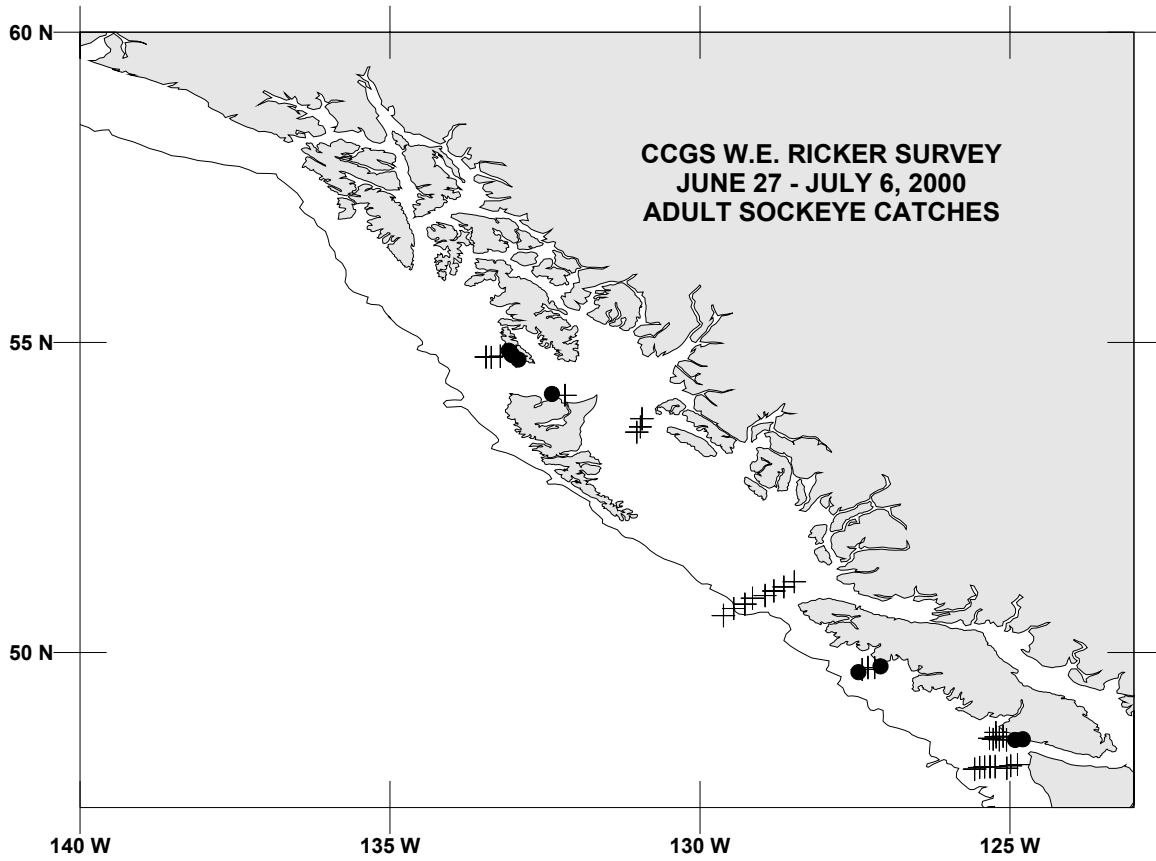


Figure 9. Distribution of adult sockeye salmon catches. Symbol size (●) is proportional to catch per unit effort; zero catches are shown by a (+).

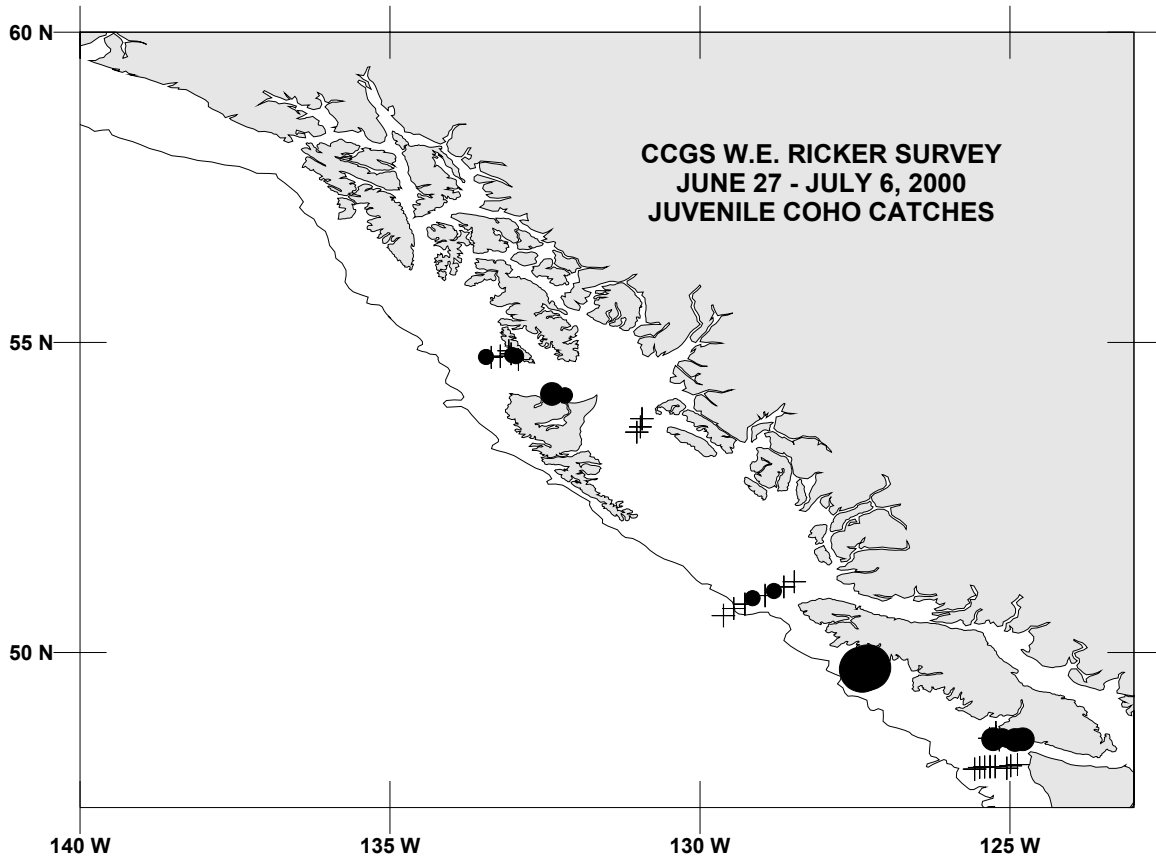


Figure 10. Distribution of juvenile (age X.0+) coho salmon catches. Symbol size (●) is proportional to catch per unit effort; zero catches are shown by a (+).

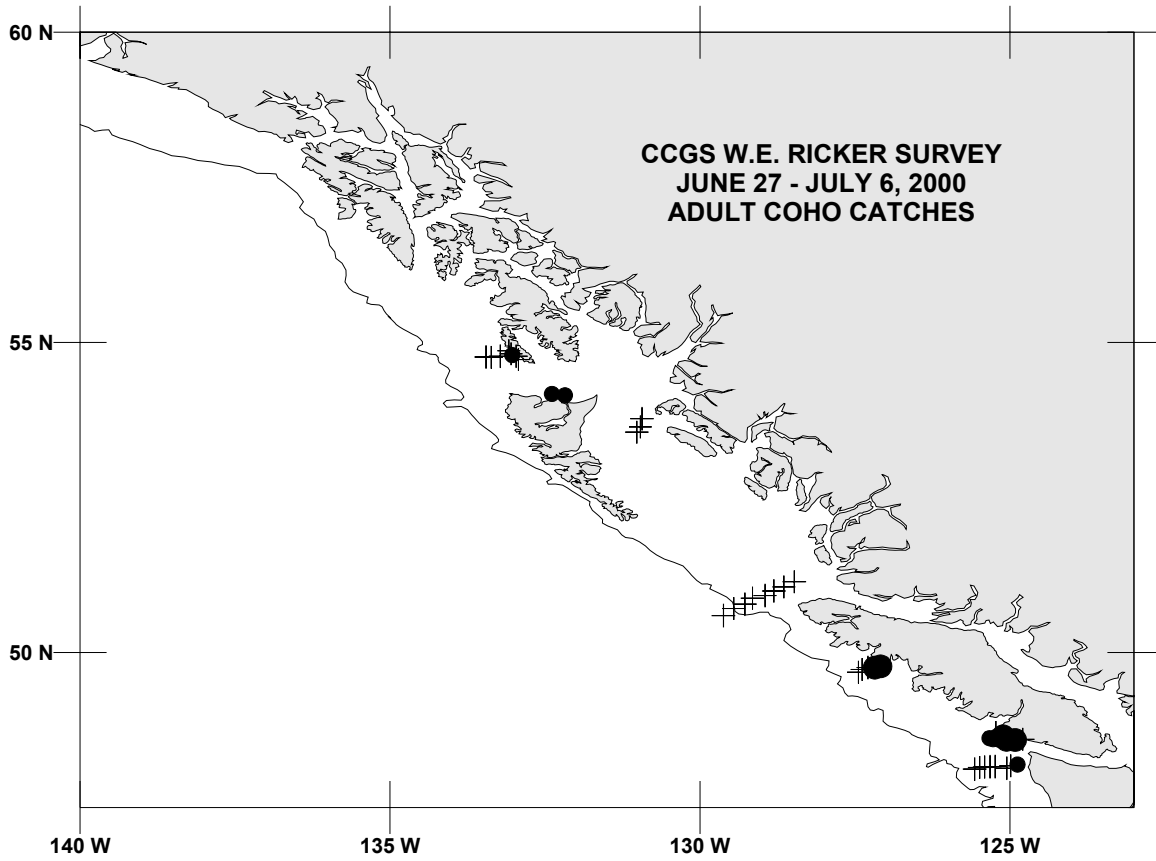


Figure 11. Distribution of adult (age X.1+) coho salmon catches. Symbol size (●) is proportional to catch per unit effort; zero catches are shown by a (+).

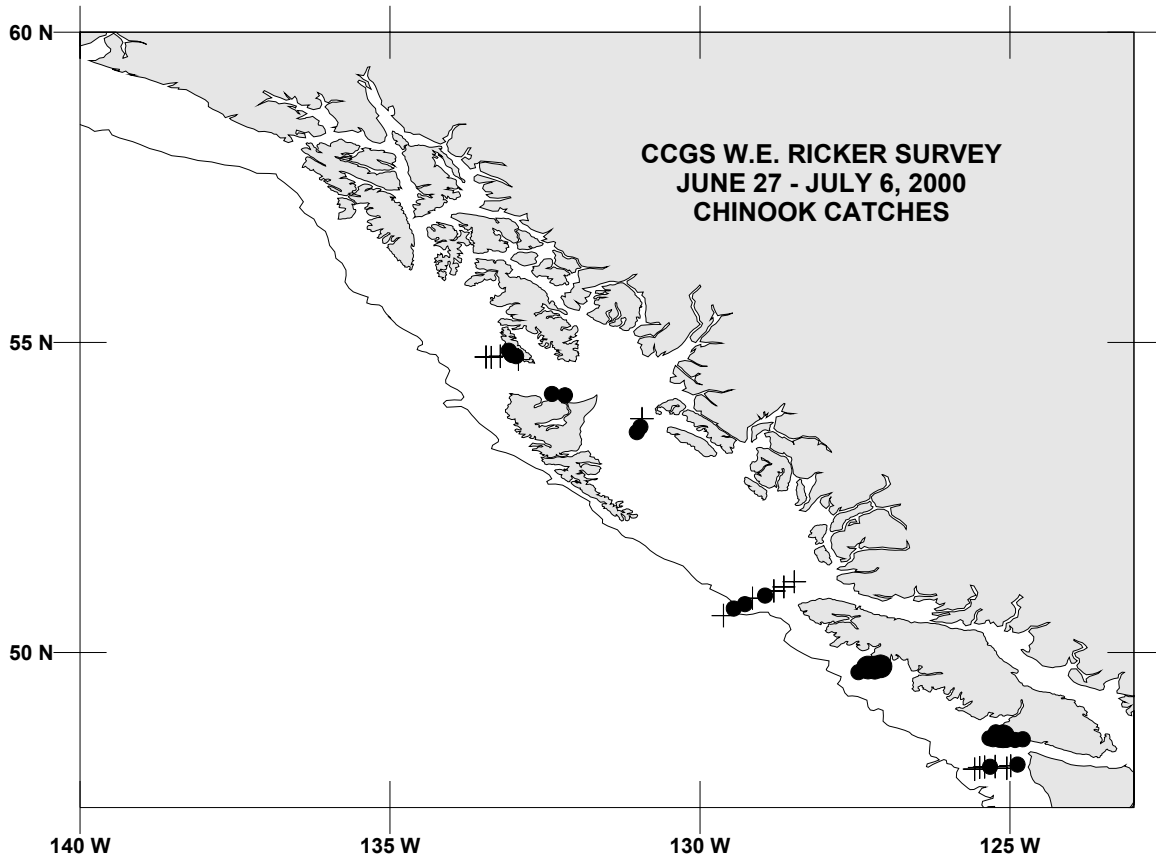


Figure 12. Distribution of catches of chinook salmon from all size classes. Symbol size (●) is proportional to catch per unit effort; zero catches are shown by a (+).

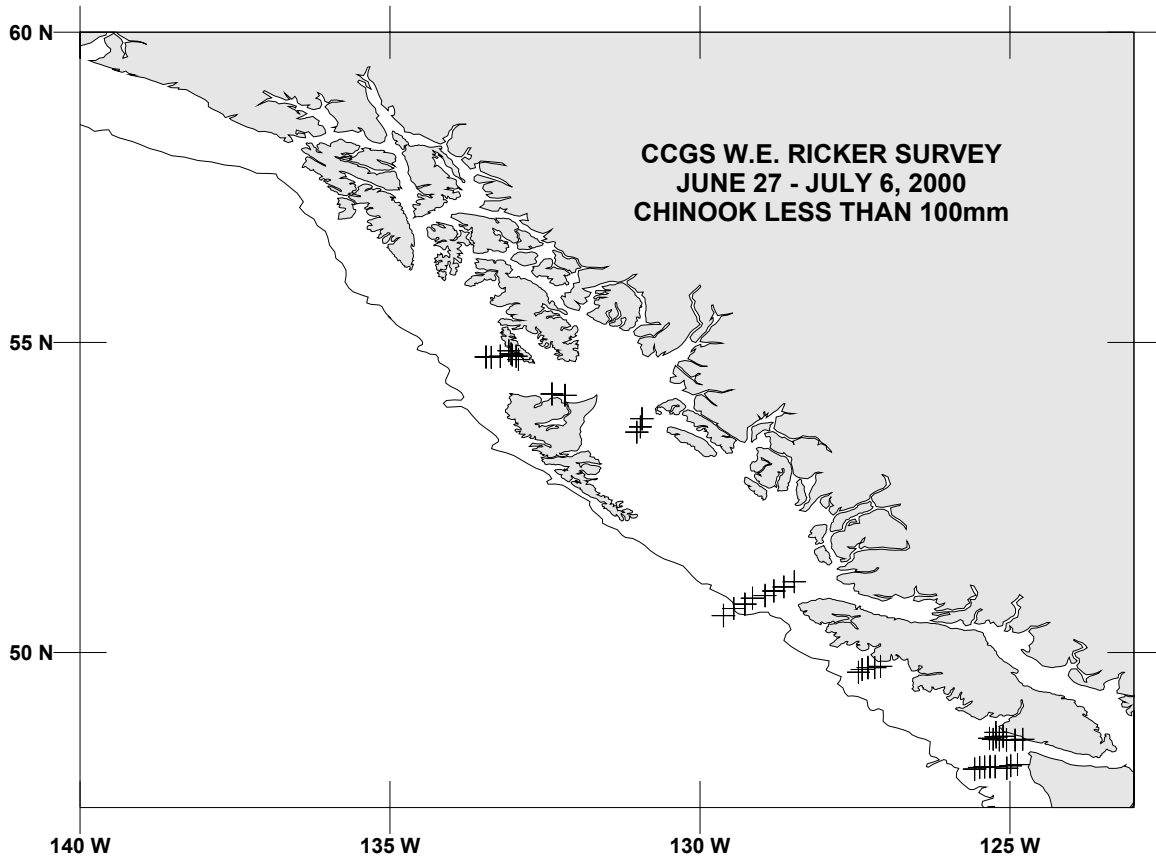


Figure 13. Distribution of catches of chinook salmon less than 100mm. Symbol size (●) is proportional to catch per unit effort; zero catches are shown by a (+).

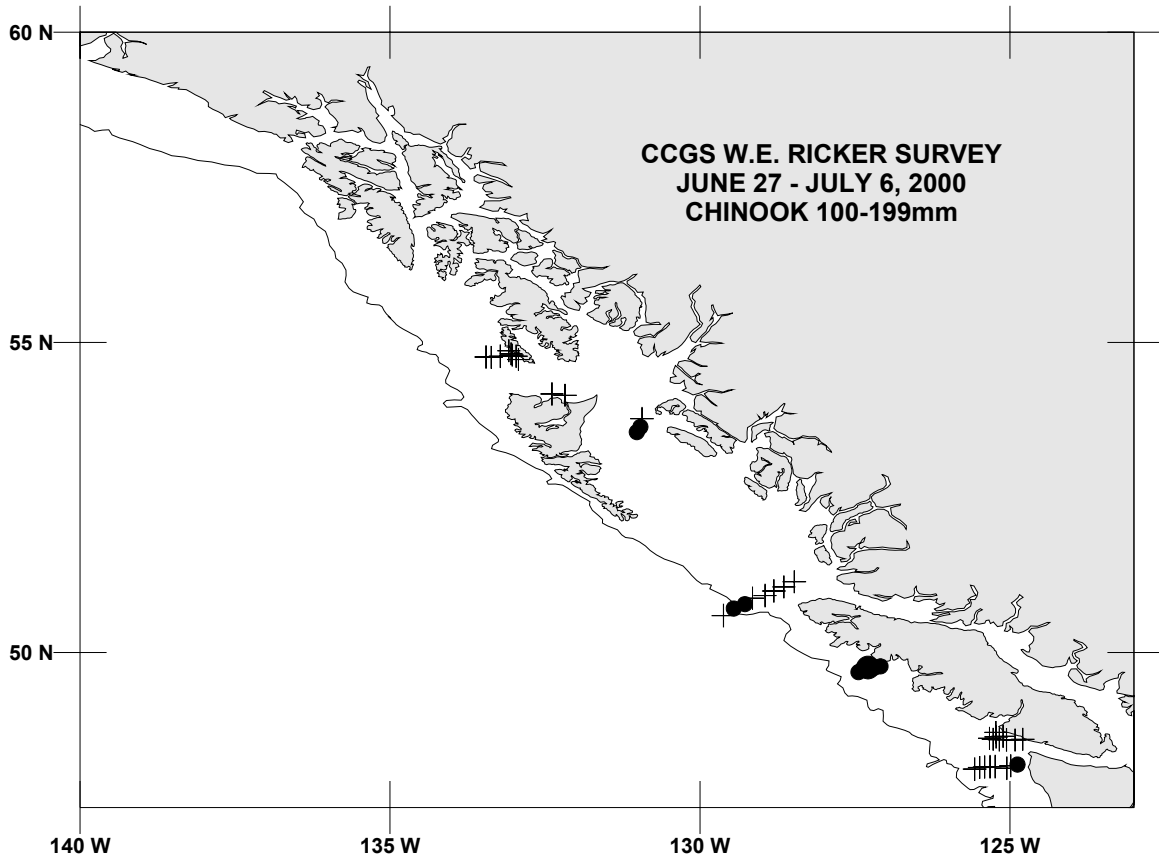


Figure 14. Distribution of catches of chinook salmon from 100 to 199mm. Symbol size (●) is proportional to catch per unit effort; zero catches are shown by a (+).



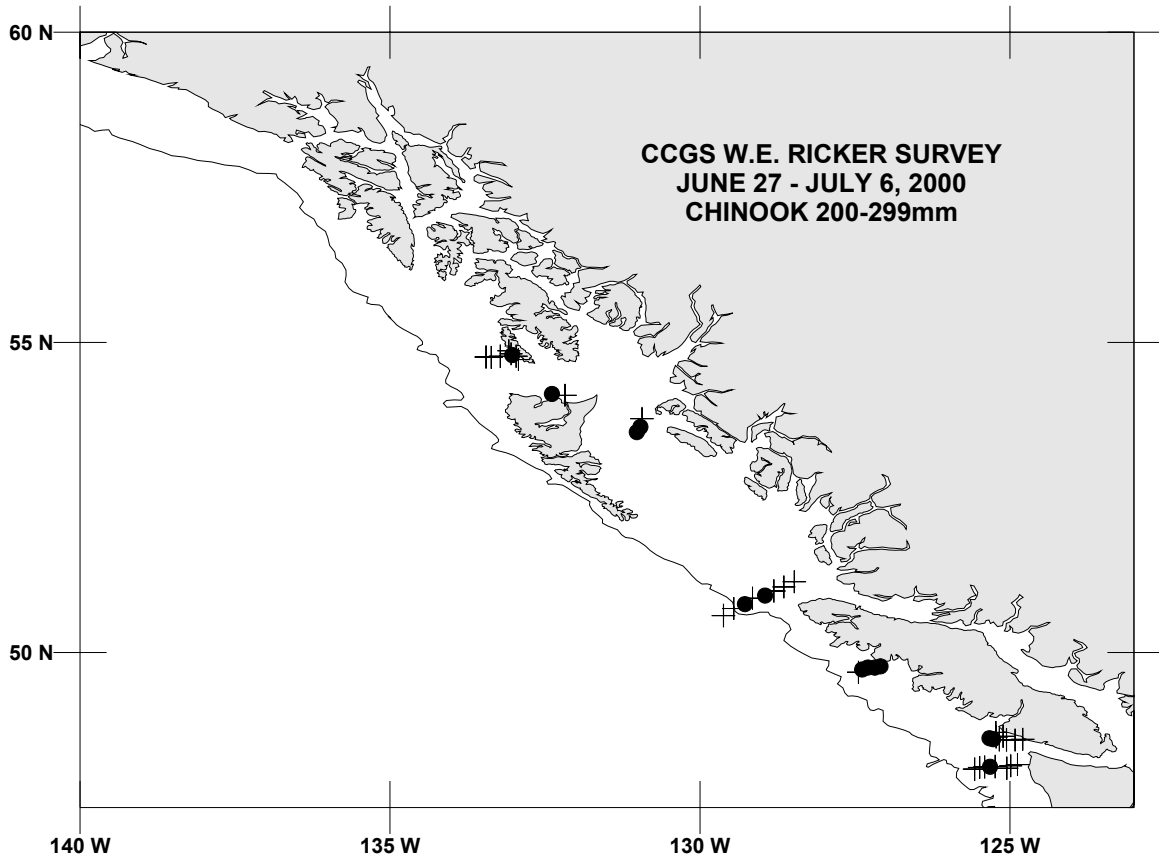


Figure 15. Distribution of catches of chinook salmon from 200 to 299mm. Symbol size (●) is proportional to catch per unit effort; zero catches are shown by a (+).

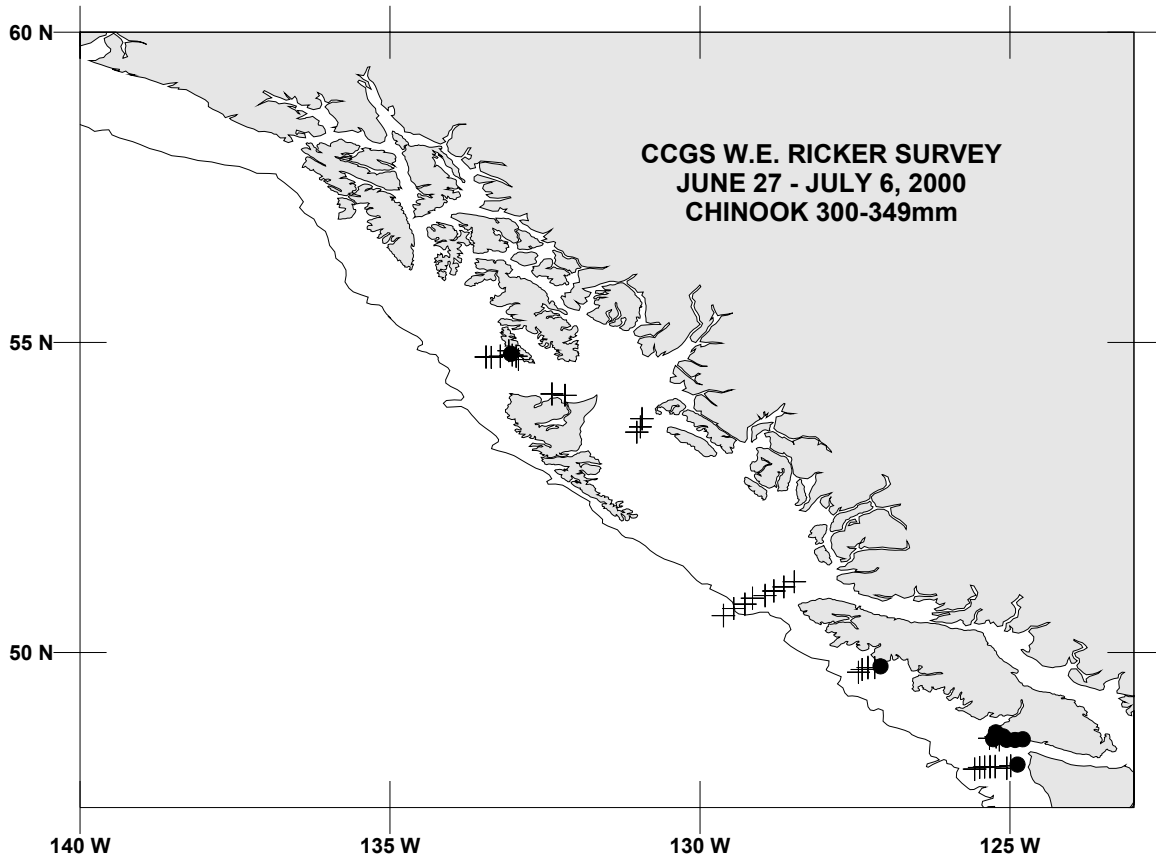


Figure 16. Distribution of catches of chinook salmon from 300 to 349mm. Symbol size (●) is proportional to catch per unit effort; zero catches are shown by a (+).

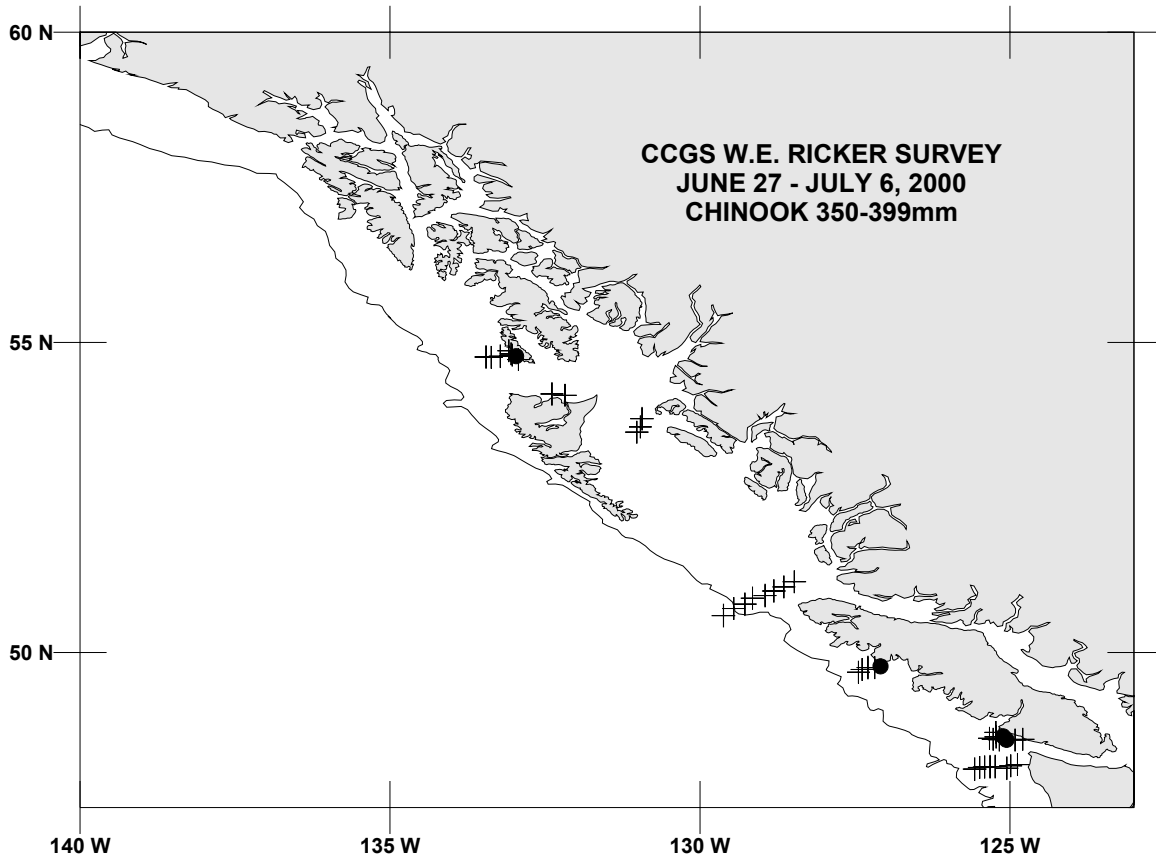


Figure 17. Distribution of catches of chinook salmon from 350 to 399mm. Symbol size (●) is proportional to catch per unit effort; zero catches are shown by a (+).

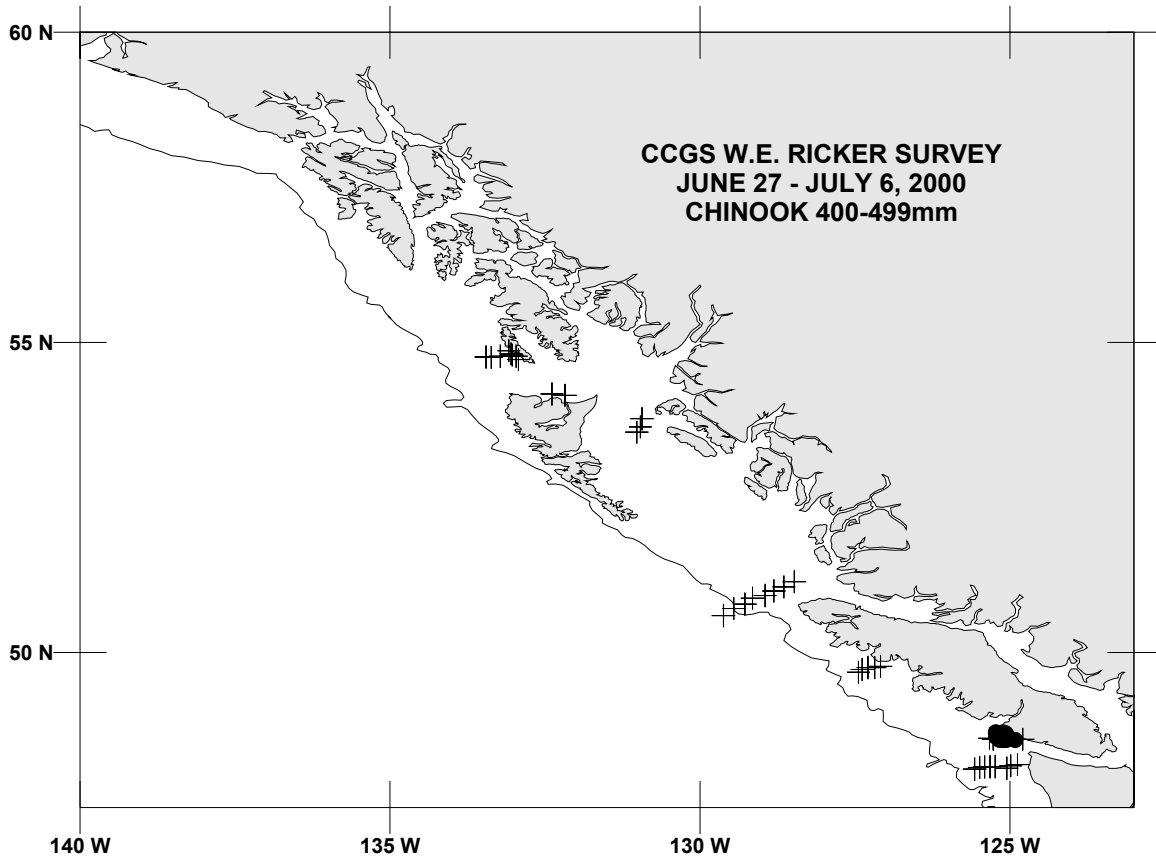


Figure 18. Distribution of catches of chinook salmon from 400 to 499mm. Symbol size (●) is proportional to catch per unit effort; zero catches are shown by a (+).

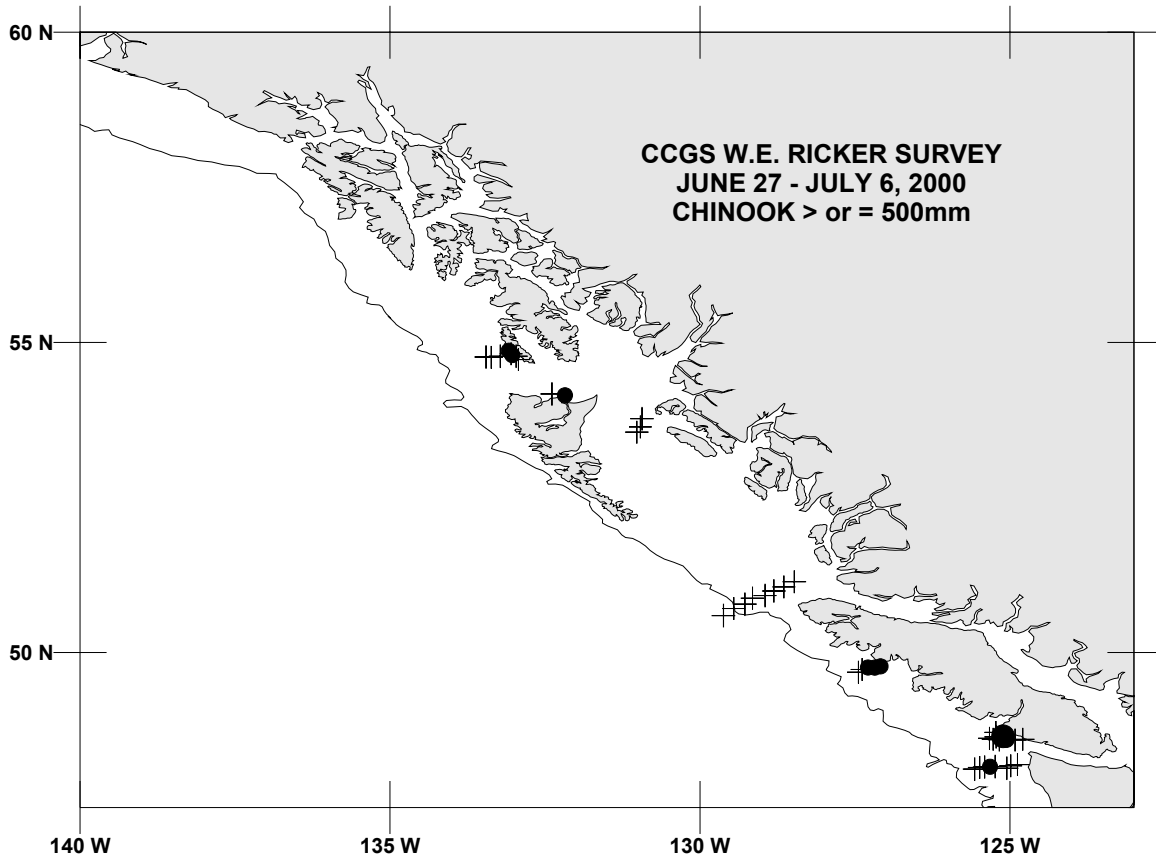


Figure 19. Distribution of catches of chinook salmon greater than or equal to 500mm. Symbol size (●) is proportional to catch per unit effort; zero catches are shown by a (+).

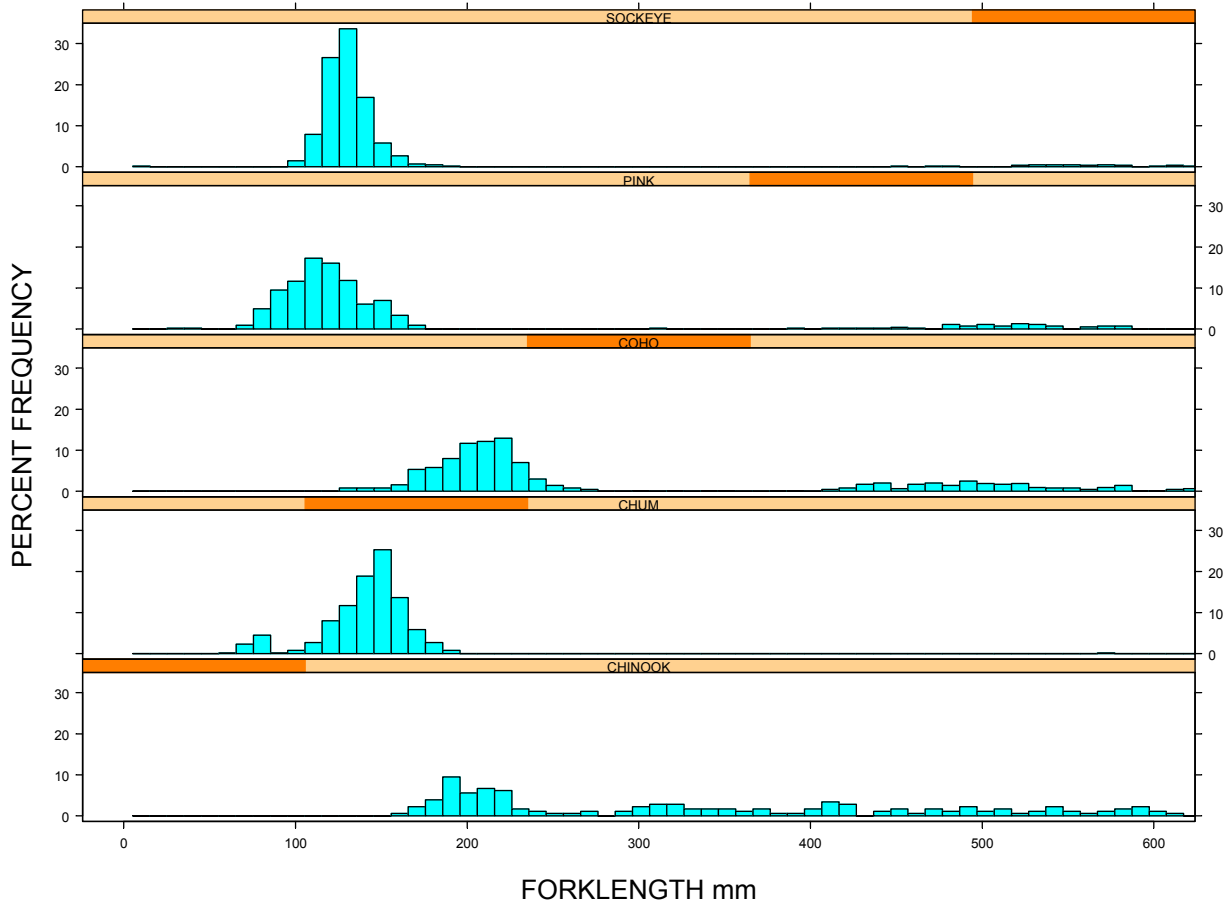


Figure 20. Size distribution (fork length; mm) of Pacific salmon caught on the CCGS W.E. Ricker survey to the Gulf of Alaska from June 27 to July 6, 2000.